

Van Zandt County

Monthly Financial & Investment Report

Month Ending July 31, 2021

TO BE RECORDED IN THE SEPTEMBER 1, 2021 MINUTES

OF THE COMMISSIONERS' COURT

BY VAN ZANDT COUNTY CLERK.

SUBMITTED THIS THE 1ST DAY OF SEPTEMBER 2021



Kenny Edwards, Treasurer

The Van Zandt County Commissioners' Court, having reviewed the Treasurer's Report as presented, having taken reasonable steps to ensure its accuracy, and based upon presentations of the Treasurer's Office, does hereby approve the Report, subject to the independent auditor's review and does further order that it be filed with the official minutes of this meeting. {LGC 114.026(c)}

In addition, the below signatures affirm that the Treasurers' Report complies with statutes as referenced. {LGC 114.026(d)}S




Don Kirkpatrick, Van Zandt County Judge




Chad LaPrade
Commissioner Precinct #1



Keith Pearson
Commissioner Precinct #3



Virgil Melton, Jr.
Commissioner Precinct #2



Tim West
Commissioner Precinct #4

COMBINED STATEMENT OF CASH POSITION FOR JULY

FUND NAME	CHECKING ACCOUNT	CHECKING AMOUNT	TDOA ACCOUNT	TDOA AMOUNT	FUND TOTAL
2021 010 GENERAL FUND	FIN CLEAR AMERICAN CITY JURY	44,643.45	TDOA MBIA	4,340,563.08	
		3,411.00		5,802,962.85	10,191,580.38
2021 012 RESERVE FUNDS	FIN CLEAR		TDOA MBIA		
2021 015 SHERIFF CHAPTER 59 FORFEITURE	FIN CLEAR AMERICAN	7,788.80	TDOA MBIA	61,358.03	69,146.83
2021 016 DA FORFEITURE FUND	FIN CLEAR		TDOA MBIA		
	ESCROW #1	2,462.71			
	ESCROW #2	9,730.30			
	ESCROW #3	6,002.89			
	ESCROW #4	7,456.73			
	ESCROW #5	16,379.00			
	ESCROW #6	35,194.53			
	ESCROW #7				
	ESCROW #8				
	ESCROW #9	29,065.86			
	ESCROW #10				
	ESCROW #11				
	ESCROW #12				
	ESCROW #13				
	ESCROW #14				
	ESCROW #15				
	ESCROW #16				
	ESCROW #17	6,482.24			
	ESCROW #18				
	ESCROW #19				
	ESCROW #20				
	ESCROW #21				
	ESCROW #22				
	ESCROW #23				
	ESCROW #24				
	ESCROW #25				
	ESCROW #26	1,001.98			
	ESCROW #27	2,928.30			
	ESCROW #28				
	ESCROW #29				
	ESCROW #30				
	ESCROW #31				
	ESCROW #32				
	ESCROW #33				
	ESCROW #34				
	ESCROW #35				
	ESCROW #36	9,666.21			
	ESCROW #37				
	ESCROW #38				
	ESCROW #39				
	ESCROW #40				
	ESCROW #41				
	ESCROW #42				
	ESCROW #43				
	ESCROW #44				
	ESCROW #45				

FUND NAME	CHECKING ACCOUNT	CHECKING AMOUNT	TDOA ACCOUNT	TDOA AMOUNT	FUND TOTAL
	ESCROW #46				
	ESCROW #47				
	ESCROW #48				
	ESCROW #49				
	ESCROW #50				
	ESCROW #51				
	ESCROW #52				
	ESCROW #53				
	ESCROW #54				
	ESCROW #55				
	ESCROW #56				
	ESCROW #57				
	ESCROW #58				
	ESCROW #59				
	ESCROW #60				
	ESCROW #61				
	ESCROW #62				
	ESCROW #63				
	ESCROW #64				
	ESCROW #65				
	ESCROW #66				
	ESCROW #67				
	ESCROW #68				
	ESCROW #69				
	ESCROW #70				
	ESCROW #71				
	ESCROW #72				
	ESCROW #73				
	ESCROW #74				
	ESCROW #75				
	ESCROW #76				
	ESCROW #77				
	ESCROW #78				
	ESCROW #79				
	ESCROW #80				
	ESCROW #81				
	ESCROW #82				
	ESCROW #83				
	ESCROW #84				
	ESCROW #85				
	ESCROW #86				
	ESCROW #87				
	ESCROW #88				
	FTN CLEAR	10,870.98	TDOA MBIA	20,019.26	127,011.64
2021 017 BUILDING SECURITY FUND					
	FTN CLEAR	3,104.41	TDOA	9,413.71	30,890.24
2021 018 JUSTICE COURT BLDG SECURITY FUND					
2021 019 DA FORFEITURE FUND					
	ESCROW #13				
	ESCROW #14				
	ESCROW #15				
	ESCROW #16				
	ESCROW #45				
	FTN CLEAR	34,686.30	TDOA	692,623.48	12,518.12
2021 021 ROAD & BRIDGE - PCT. 1					

FUND NAME	CHECKING ACCOUNT	CHECKING AMOUNT	TDOA ACCOUNT	TDOA AMOUNT	FUND TOTAL
2021 022 ROAD & BRIDGE - PCT. 2	FIN CLEAR	6,034.14	MBIA	655,318.49	1,382,628.27
			TDOA	269,148.56	
			MBIA	1,252,984.81	1,528,167.51
2021 023 ROAD & BRIDGE - PCT. 3	FIN CLEAR	26,041.16	TDOA	663,355.90	1,394,739.01
			MBIA	705,341.95	
2021 024 ROAD & BRIDGE - PCT. 4	FIN CLEAR	7,855.50	TDOA	236,917.11	950,114.94
			MBIA	705,342.33	
2021 026 ROAD & BRIDGE - GEN	FIN CLEAR	6,647.33	TDOA	1,021.83	7,669.16
			MBIA		
2021 035 VICTIM COORDINATOR GRANT	FIN CLEAR	3,744.90-	TDOA		3,744.90-
			MBIA		
2021 036 DA FORFEITURE FUND II	FIN CLEAR	10,490.48	TDOA	57,233.88	67,724.36
			MBIA		
2021 037 CONSTABLE PCT #4 SEIZURE	FIN CLEAR	819.89	TDOA	3,884.94	4,704.83
			MBIA		
2021 040 COUNTY LAW LIBRARY FUND	FIN CLEAR	7,964.01	TDOA	69,751.16	77,715.17
			MBIA		
2021 042 COUNTY FREE LIBRARY	FIN CLEAR	30,555.99	TDOA		30,555.99
			MBIA		
2021 047 DIGITIZE RECORDS	FIN CLEAR	5,506.64	TDOA	107,979.12	113,485.76
			MBIA		
2021 048 SUPPLEMENTAL GUARDIANSHIP	FIN CLEAR	4,618.22	TDOA	34,470.76	39,088.98
			MBIA		
2021 049 COUNTY CHILD ABUSE PREVENTION	FIN CLEAR	2,645.02	TDOA	8,286.62	10,931.64
			MBIA		
2021 050 COURT RELATED PROGRAMS	FIN CLEAR	7,695.85	TDOA	.03	7,695.88
			MBIA		
2021 052 COUNTY & DISTRICT TECH FUND	FIN CLEAR	2,499.45	TDOA	4,991.61	7,491.06
			MBIA		
2021 053 CAPITALCREDITSECONOMICDEVELOP	FIN CLEAR	2,781.18	TDOA	271,655.38	309,454.70
			MBIA	35,018.14	
2021 054 DISTRICT CLERK TECHNOLOGY FUND	FIN CLEAR	10,571.24	TDOA	30,048.20	40,619.44
			MBIA		
2021 055 CHAPTER 19	FIN CLEAR		TDOA		
			MBIA		
2021 056 COUNTY RECORDS FUND	FIN CLEAR	11,116.06	TDOA	145,147.46	156,263.52
			MBIA		
2021 057 COUNTY CLERK RECORDS FUND	FIN CLEAR	26,757.66	TDOA	303,999.71	330,757.37
			MBIA		

FUND NAME	CHECKING ACCOUNT	CHECKING AMOUNT	TDOA ACCOUNT	TDOA AMOUNT	FUND TOTAL
2021 058 DISTRICT CLERK RECORDS FUND	FIN CLEAR	6,498.53	TDOA	9,436.70	15,935.23
2021 059 COUNTY CLERK ARCHIVE	FIN CLEAR	4,352.15	TDOA	581,895.58	586,247.73
2021 070 PERMANENT IMPROVEMENT FUND	FIN CLEAR	2.05	TDOA MBIA		2.05
2021 075 RIGHT-OF-WAY FUND	FIN CLEAR		TDOA MBIA		
2021 084 TAX ANTICIPATION NOTES	FIN CLEAR		TDOA MBIA		
2021 085 DEBT SERVICE FUND	DEBT CL	65,012.56	TDOA MBIA	566,439.14 566,439.00	631,451.70
2021 087 VZC INDIGENT HEALTH PROGRAM	FIN CLEAR	17,261.02	TDOA MBIA	104,192.06	121,453.08
2021 088 SOIL CONSERVATION DIST FUND	FIN CLEAR	4,957.81	TDOA MBIA	99,380.17	104,337.98
2021 090 APPELLATE JUSTICE SYSTEM FUND	FIN CLEAR	420.35	TDOA MBIA		420.35
2021 095 PAYROLL CLEARING ACCOUNT	PAYCLEAR	194,039.82	MBIA		194,039.82
2021 096 GEN FIXED ASSETS ACCOUNT GRP			MBIA		
2021 097 LONG TERM DEBT GROUP			MBIA		
2021 131 VAN ZANDT COUNTY JAIL	FIN CLEAR	7,011.65	TDOA MBIA	81,012.68 200,000.00	288,024.33
2021 132 VAN ZANDT COUNTY SHERIFF DEPT	FIN CLEAR	22,950.50	TDOA MBIA	125,000.00	147,950.50
2021 145 SOLID WASTE GRANT	FIN CLEAR				
2021 147 2020 HAVA CARES ACT	FIN CLEAR	1,846.74	TDOA MBIA	15,035.02	16,881.76
2021 400 FRUITVALE 2021 TXCDBG	722048WATER				
2021 401 BENWHEELERWSC	71348911131115				
2021 402 LITTLEHOPEMOOREWSC	7130260813				
2021 540 PRETRIAL SUPERVISION	FIN CLEAR	3,464.67	TDOA	125,652.92	129,117.59
2021 541 COMMUNITY SUP & CORRECTIONS	FIN CLEAR	2,833.79	TDOA MBIA	280,650.61	283,484.40
2021 542 ADULT PROBATION CIVIL	FIN CLEAR	8,277.73	TDOA MBIA	54,162.40 311,473.44	370,913.57

FUND NAME	CHECKING ACCOUNT	CHECKING AMOUNT	TDOA ACCOUNT	TDOA AMOUNT	FUND TOTAL
2021 543 HIGH RISK SUBSTANCE ABUSE -CFIN CLEAR	FIN CLEAR	3,727.89	TDOA MBIA		3,727.89
2021 544 HIGH RISK SEX OFFENDER -CCP FIN CLEAR	FIN CLEAR	6,487.37	TDOA		6,487.37
2021 545 GRANT C COMMIT REDUCTION PROFIN CLEAR	FIN CLEAR	.63	TDOA MBIA		.63
2021 546 JUVENILE PROBATION FUND	FIN CLEAR	13,285.88	TDOA MBIA	200,000.00	333,285.88
2021 547 VZCJPD STATE AID GRANT A	FIN CLEAR	76,505.44	TDOA MBIA	120,000.00	76,505.44
2021 549 VZCJPD - GRANT N	FIN CLEAR	4,479.81	TDOA MBIA		4,479.81
2021 550 D A SUPPLEMENTAL FUND	FIN CLEAR	428.03	TDOA MBIA		428.03
2021 551 VOICES - JUV CJD GRANT	FIN CLEAR		TDOA		
2021 552 ETCOG RESIDENTIAL	FIN CLEAR	1,111.00-	TDOA MBIA		1,111.00-
2021 555 JUVENILE PROBATION INTEREST FIN CLEAR	FIN CLEAR	100.02	TDOA MBIA	24,018.83	24,182.24
2021 556 REGIONAL SERVICE ENHANCEMENTFIN CLEAR	FIN CLEAR	9,198.36		63.39	9,198.36
2021 558 GRANT S	FIN CLEAR	.45			.45
2021 559 MENTAL IMPAIRMENT CASELOAD	FIN CLEAR	1,898.37	TDOA MBIA		1,898.37
2021 565 INDIGENT DEFENSE GRANT	FIN CLEAR	631.13	TDOA	40,642.64	41,273.77
2021 567 FIRE MARSHAL	FIN CLEAR	6,944.73	TDOA MBIA	140,286.21	257,288.40
2021 568 TECHNOLOGY RESOURCES	FIN CLEAR	1.07	TDOA	110,057.46	1.07
2021 569 HAVA ELECTION GRANT	FIN CLEAR	5,304.60	TDOA	15,214.67	20,519.27
2021 570 GOLDEN WATER SUPPLY CORP	FIN CLEAR				
2021 580 D.A. CHECK COLLECTION FUND	FIN CLEAR	722.94	TDOA MBIA	9,680.28	10,403.22
2021 591 CONSTABLE #1 TIEOSE FUND	FIN CLEAR	3,201.53	TDOA MBIA	.33	3,201.86
2021 592 CONSTABLE #2 TIEOSE FUND	FIN CLEAR	2,692.48	MBIA		2,692.48
2021 593 CONSTABLE #3 TIEOSE FUND	FIN CLEAR	1,359.92	MBIA		1,359.92
2021 594 CONSTABLE #4 TIEOSE FUND	FIN CLEAR	37.71	TDOA MBIA	4,905.02	4,942.73

COMBINED STATEMENT OF CASH POSITION FOR JULY

FUND NAME	CHECKING ACCOUNT	CHECKING AMOUNT	TDCA ACCOUNT	TDCA AMOUNT	FUND TOTAL
2021 595 SHERIFF TLEOSE FUND	FIN CLEAR	2,981.99	TDCA MBIA	9,009.70	11,991.69
2021 596 DA TLEOSE FUND	FIN CLEAR	2,605.29	MBIA		2,605.29
2021 600 JUSTICE COURT TECHNOLOGY FUNDFIN CLEAR		6,070.25	TDCA MBIA	52,689.29	58,759.54
2021 800 CONTRIBUTION RELIEF FUND	FIN CLEAR		TDCA	16,082.93	16,082.93
2021 802 VETERAN'S MEMORIAL WALL FUNDFIN CLEAR			TDCA		
2021 803 HISTORICAL COMMISSION	FIN CLEAR	4,421.85	TDCA	5,285.74	9,707.59
2021 804 VAN TORNADO-ASSISTANCE	FIN CLEAR				
2021 805 FEMA - DEC 2015 STORM	FIN CLEAR		TDCA		
2021 806 FEMA APRIL 2016 STORM	FIN CLEAR				
2021 807 HAZARD MITIGATION GRANT	FIN CLEAR		TDCA		
2021 808 COURTHOUSE PLANNING GRANT	FIN CLEAR				
2021 809 PRETRIAL INTERVENTION PROGRAMFIN CLEAR		7,214.77	TDCA	59,854.59	67,069.36
2021 810 SHERIFF JUSTICE FORFEITURE FIN CLEAR		870.00	TDCA	25,453.45	26,323.45
2021 811 SHERIFF TREASURY FORFEITURE FIN CLEAR			TDCA		
2021 812 CONSTABLE PCT #1 FORFEITURE FIN CLEAR		500.00	TDCA		500.00
2021 813 VOICES - JUV CJD GRANT	FIN CLEAR	4,118.08-			4,118.08-
2021 814 LOCAL TRUANCY PREVENTION & DEIN CLEAR		932.52	TDCA	10,000.00	10,932.52
2021 815 COVID -19	FIN CLEAR		TDCA MBIA	47.50	47.50
2021 816 COUNTY INFRASTRUCTURE FUND GRANTFIN CLEAR		12.61	TDCA MBIA		12.61
2021 817 AMERICAN RESCUE PLAN	FIN CLEAR		TDCA MBIA TX CLASS	5,496,457.06	5,496,457.06
TOTAL		894,689.43		25,379,918.21	26,274,607.64

CHECK ACCOUNT

CHECK

ACCOUNT BALANCE - FIN CLEAR	505,214.41
ACCOUNT BALANCE - CTY JURY	3,411.00
ACCOUNT BALANCE - ESCROW #1	2,462.71
ACCOUNT BALANCE - ESCROW #2	9,730.30
ACCOUNT BALANCE - ESCROW #3	6,002.89
ACCOUNT BALANCE - ESCROW #4	7,456.73
ACCOUNT BALANCE - ESCROW #5	16,379.00
ACCOUNT BALANCE - ESCROW #6	35,194.53
ACCOUNT BALANCE - ESCROW #10	29,065.86
ACCOUNT BALANCE - ESCROW #17	6,482.24
ACCOUNT BALANCE - ESCROW #26	1,001.98
ACCOUNT BALANCE - ESCROW #27	2,928.30
ACCOUNT BALANCE - ESCROW #34	9,666.21
ACCOUNT BALANCE - ESCROW #84	640.89
ACCOUNT BALANCE - DEBT CL	65,012.56
ACCOUNT BALANCE - PAYCLEAR	194,039.82

TOTAL

894,689.43

TDOA ACCOUNT

TDOA

ACCOUNT BALANCE - TDOA	9,418,411.79
ACCOUNT BALANCE - MBIA	10,465,049.36
ACCOUNT BALANCE - TX CLASS	5,496,457.06

TOTAL

25,379,918.21

FUND NAME	**** MONTH TO DATE **** REVENUES	EXPENSES	**** YEAR TO DATE **** REVENUES	EXPENSES
2021 GENERAL FUND	339,849.87	1,188,444.30	13,654,990.82	7,869,214.23
2021 RESERVE FUNDS	.00	.00	.00	.00
2021 SHERIFF CHAPTER 59 FORFEITURE	3,153.49	.00	50,364.44	.00
2021 DA FORFEITURE FUND	.00	.00	.00	.00
2021 BUILDING SECURITY FUND	6,241.71	4,614.99	57,049.56	50,456.84
2021 JUSTICE COURT BLDG SECURITY	230.56	114.00	2,249.82	1,297.00
2021 DA FORFEITURE FUND	.00	.00	.00	.00
2021 ROAD & BRIDGE - PCT. 1	27,097.78	499,824.29	1,905,710.58	1,337,868.43
2021 ROAD & BRIDGE - PCT. 2	33,696.66	230,199.48	2,068,864.86	1,545,247.85
2021 ROAD & BRIDGE - PCT. 3	30,000.96	118,311.69	2,026,451.48	1,408,185.30
2021 ROAD & BRIDGE - PCT. 4	26,709.96	128,375.73	1,701,924.88	1,203,693.72
2021 ROAD & BRIDGE - GEN	4,718.33	3,866.48	47,183.61	44,967.48
2021 VICTIM COORDINATOR GRANT	11,711.49	4,581.11	42,897.89	47,479.00
2021 DA FORFEITURE FUND II	240.92	657.55	114,386.94	70,433.88
2021 CONSTABLE PCT #4 SEIZURE	.06	.00	2.49	1,941.00
2021 COUNTY LAW LIBRARY FUND	2,976.12	2,188.15	24,777.84	19,817.60
2021 COUNTY FREE LIBRARY	11,064.52	12,526.05	108,603.00	97,729.29
2021 DIGITIZE RECORDS	1,865.90	.00	14,305.18	.00
2021 SUPPLEMENTAL GUARDIANSHIP	480.55	.00	3,615.64	.00
2021 COUNTY CHILD ABUSE PREVENTION	32.16	.00	274.65	.00
2021 COURT RELATED PROGRAMS	797.06	.00	5,645.79	.00
2021 COUNTY & DISTRICT TECH FUND	248.66	.00	1,538.37	.00
2021 CAPITALCREDITSECONOMICDEVELOP	6.57	40,000.00	159.61	40,000.00
2021 DISTRICT CLERK TECHNOLOGY FUND	650.48	.00	6,383.62	.00
2021 CHAPTER 19	.00	.00	.00	.00
2021 COUNTY RECORDS FUND	1,166.73	230.00	9,019.59	2,035.00

FUND NAME	**** MONTH TO DATE **** REVENUES	**** MONTH TO DATE **** EXPENSES	**** YEAR TO DATE **** REVENUES	**** YEAR TO DATE **** EXPENSES
2021 COUNTY CLERK RECORDS FUND	13,697.47	12,663.50	111,847.80	43,807.15
2021 DISTRICT CLERK RECORDS FUND	391.75	.00	3,502.95	.00
2021 COUNTY CLERK ARCHIVE	13,793.60	.00	111,446.44	.00
2021 PERMANENT IMPROVEMENT FUND	.00	.00	2.05	.00
2021 RIGHT-OF-WAY FUND	.00	.00	.00	.00
2021 TAX ANTICIPATION NOTES	.00	.00	.00	.00
2021 DEBT SERVICE FUND	14,699.84	.00	1,210,875.73	1,022,292.80
2021 VZC INDIGENT HEALTH PROGRAM	10,000.00	10,538.85	108,193.72	104,146.50
2021 SOIL CONSERVATION DIST FUND	84,020.39	362,982.00	963,787.72	1,267,785.08
2021 APPELLATE JUSTICE SYSTEM FUND	420.00	1,180.00	3,530.00	4,535.00
2021 PAYROLL CLEARING ACCOUNT.	.00	.00	.00	.00
2021 GEN FIXED ASSETS ACCOUNT GRP	.00	.00	.00	.00
2021 LONG TERM DEBT GROUP	.00	.00	.00	.00
2021 VAN ZANDT COUNTY JAIL	225,856.05	268,479.42	942,008.19	1,668,866.29
2021 VAN ZANDT COUNTY SHERIFF DEPT	434,400.34	389,543.32	1,485,396.40	2,153,772.22
2021 SOLID WASTE GRANT	.00	.00	.00	.00
2021 2020 HAVA CARES ACT	.24	.00	6.78	18,699.21
2021 FRUITVALE 2021 TXCDBG 7220480	.00	.00	9,075.00	9,075.00
2021 BENWHEELERWSC 71348911131115	.00	.00	.00	.00
2021 LITTLEHOPEMOOREWSC713026081315	.00	.00	.00	.00
2021 PRETRIAL SUPERVISION	5,202.02	4,646.74	41,428.10	45,352.99
2021 COMMUNITY SUP & CORRECTIONS	32,201.06	70,994.17	491,369.99	546,139.26
2021 ADULT PROBATION CIVIL	1,107.08	1,202.71	13,450.70	13,695.23
2021 HIGH RISK SUBSTANCE ABUSE -CCP	.00	3,764.98	46,955.94	43,274.55
2021 HIGH RISK SEX OFFENDER -CCP	.00	4,403.68	57,172.69	50,626.16
2021 GRANT C COMMIT REDUCTION PROG	.00	.00	.00	.00

FUND NAME	***** MONTH TO DATE ***** REVENUES	***** MONTH TO DATE ***** EXPENSES	***** YEAR TO DATE ***** REVENUES	***** YEAR TO DATE ***** EXPENSES
2021 JUVENILE PROBATION FUND	56,577.26	47,982.95	541,487.75	463,918.23
2021 VZCJPD STATE AID GRANT A	44,140.33	33,650.62	529,905.23	439,510.72
2021 VZCJPD - GRANT N	.00	.00	.00	.00
2021 D A SUPPLEMENTAL FUND	7,500.00	1,728.48	15,011.34	17,593.87
2021 VOICES - JUV CJD GRANT	.00	.00	.00	.00
2021 ETCOG RESIDENTIAL	.00	.00	3,186.08	3,586.08
2021 JUVENILE PROBATION INTEREST	10.37	.00	150.61	.00
2021 REGIONAL SERVICE ENHANCEMENT	6,966.00	12,014.11	88,701.80	79,893.79
2021 GRANT S	.00	.00	.00	.00
2021 MENTAL IMPAIRMENT CASELOAD	.00	3,918.22	39,765.29	44,127.73
2021 INDIGENT DEFENSE GRANT	.00	3,982.17	21,983.80	40,326.77
2021 FIRE MARSHAL	22,387.54	11,164.88	209,812.73	128,858.32
2021 TECHNOLOGY RESOURCES	.00	.00	1.07	.00
2021 HAVA ELECTION GRANT	.24	.00	5,151.49	.00
2021 GOLDEN WATER SUPPLY CORP	.00	.00	.00	.00
2021 D.A. CHECK COLLECTION FUND	.15	244.32	898.80	2,514.85
2021 CONSTABLE #1 TIEOSE FUND	.00	.00	792.43	125.00
2021 CONSTABLE #2 TIEOSE FUND	.00	.00	.00	.00
2021 CONSTABLE #3 TIEOSE FUND	.00	.00	.00	.00
2021 CONSTABLE #4 TIEOSE FUND	.07	.00	644.40	1,212.82
2021 SHERIFF TIEOSE FUND	.14	.00	4,243.27	2,740.63
2021 DA TIEOSE FUND	.00	.00	642.52	.00
2021 JUSTICE COURT TECHNOLOGY FUND	793.58	264.77	7,882.31	11,136.60
2021 CONTRIBUTION RELIEF FUND	.00	.00	.00	.00
2021 VETERAN'S MEMORIAL WALL FUND	.00	.00	.00	.00
2021 HISTORICAL COMMISSION	.08	.00	2,172.84	345.25

FUND NAME	***** MONTH TO DATE ***** REVENUES	***** YEAR TO DATE ***** REVENUES	***** MONTH TO DATE ***** EXPENSES	***** YEAR TO DATE ***** EXPENSES
2021 VAN TORNADO-ASSISTANCE	.00	.00	.00	.00
2021 FEMA - DEC 2015 STORM	.00	.00	.00	.00
2021 FEMA APRIL 2016 STORM	.00	.00	.00	.00
2021 HAZARD MITIGATION GRANT	.00	.00	.00	.00
2021 COURTHOUSE PLANNING GRANT	.00	.00	.00	.00
2021 PRETRIAL INTERVENTION PROGRAM	800.84	21,378.81	1,336.97	10,384.50
2021 SHERIFF JUSTICE FORFEITURE FUN	.41	11.55	.00	.00
2021 SHERIFF TREASURY FORFEITURE FU	.00	.00	.00	.00
2021 CONSTABLE PCT #1 FORFEITURE FU	.00	.00	.00	.00
2021 VOICES - JUV CJD GRANT	12,663.91	34,524.20	4,118.08	38,642.28
2021 LOCAL TRUANCY PREVENTION & DIV	802.48	6,789.16	.00	150.00
2021 COVID -19	.00	514,660.75	.00	529,764.61
2021 COUNTY INERASTURE FUND GRANT	65,509.08	121,278.94	.00	121,266.33
2021 AMERICAN RESCUE PLAN	287.00	5,496,457.06	.00	.00
TOTAL	1,557,169.86	35,113,985.09	3,484,738.76	22,668,532.44

ACCOUNT NAME	BEGINNING CASH BALANCE	CASH RECEIPTS	CASH DISBURSEMENTS	ENDING CASH BALANCE
2021 010 GENERAL FUND				
COINS	1.00			1.00
CASH	197,687.89	1,369,166.29	1,522,210.73	44,643.45
RETURNED CHECK FEES	.00	.00	.00	.00
AMERICAN NATIONAL CASH	.00	.00	.00	.00
VZC JURY CASH CLEARING	3,411.00	.00	.00	3,411.00
VZC CHECKING DEBIT SERVICE	.00	.00	.00	.00
PETTY CASH COLLECTION-PCT. 1	100.00	.00	.00	100.00
PETTY CASH-CITY CLERK	500.00	.00	.00	500.00
PETTY CASH-DIST CLERK	400.00	.00	.00	400.00
COUNTY COURI JURY CASH	1,250.00	660.00	660.00	1,250.00
DISTRICT COURT JURY CASH	1,250.00	924.00	924.00	1,250.00
PETTY CASH-TP #1	200.00	.00	.00	200.00
PETTY CASH-TP #2	200.00	.00	.00	200.00
PETTY CASH - JF#4	200.00	.00	.00	200.00
PETTY CASH-SHERIFF	3,300.00	.00	.00	3,300.00
PETTY CASH-TAX COLLECTOR	.00	.00	.00	.00
PETTY CASH-TAX COLL (BOAT)	2.70	.00	.00	2.70
PETTY CASH-TAX (BOAI CK ACCT)	5,182,479.68	83.40	842,000.00	4,340,563.08
TIME DEPOSIT ON ACCOUNT	5,802,649.41	313.44	.00	5,802,962.85
MEIA MUNICIPAL INVESTORS SERV	11,193,631.68	1,371,147.13	2,365,794.73	10,198,984.08
FUND TOTALS				
2021 012 RESERVE FUNDS				
CASH	.00	.00	.00	.00
TIME DEPOSIT ON ACCOUNT	.00	.00	.00	.00
MEIA MUNICIPAL INVESTORS SERV	.00	.00	.00	.00
FUND TOTALS	.00	.00	.00	.00
2021 015 SHERIFF CHAPTER 59 FORFEITURE				
CASH	4,636.30	3,152.50	.00	7,788.80
AMERICAN NATIONAL CASH	.00	.00	.00	.00
CASH-OTHER	.00	.00	.00	.00
TIME DEPOSIT ON ACCOUNT	61,357.04	.99	.00	61,358.03
MEIA MUNICIPAL INVESTORS SERV	.00	.00	.00	.00
FUND TOTALS	65,993.34	3,153.49	.00	69,146.83
2021 016 DA FORFEITURE FUND				
CASH	.00	.00	.00	.00
D. A. ESCROW/TYMEIKA JOHNSON	2,462.51	.20	.00	2,462.71
D. A. ESCROW-JONES, MARTESEBRWN	9,730.15	.15	.00	9,730.30
D. A. ESCROW/CALE	6,002.39	.50	.00	6,002.89
D. A. ESCROW/RODRIGUEZ	7,456.12	.61	.00	7,456.73
D. A. ESCROW	16,377.66	1.34	.00	16,379.00
D. A. ESCROW/CURRY-ANDERS	.00	35,194.53	.00	35,194.53
D. A. ESCROW/KORROSEC	.00	.00	.00	.00
D. A. ESCROW/	.00	.00	.00	.00
D. A. ESCROW/	.00	.00	.00	.00
D. A. ESCROW/	29,063.47	2.39	.00	29,065.86
D. A. ESCROW/ASHFRD, BRCHR, ALEX	.00	.00	.00	.00
D. A. ESCROW/	.00	.00	.00	.00
D. A. ESCROW/	.00	.00	.00	.00
D. A. ESCROW/	.00	.00	.00	.00
D. A. ESCROW/	.00	.00	.00	.00
D. A. ESCROW/K.TURNER	6,481.71	.53	.00	6,482.24

ACCOUNT NAME	BEGINNING CASH BALANCE	CASH RECEIPTS	CASH DISBURSEMENTS	ENDING CASH BALANCE
2021 021 ROAD & BRIDGE - PCT. 1	CASH 8,997.93	257,051.88	231,363.51-	34,686.30
TIME DEPOSIT ON ACCOUNT	922,610.45	13,103	230,000.00-	692,623.48
MEIA MUNICIPAL INVESTORS	653,284.27	34,222	0.00	653,318.48
FUND TOTALS	1,586,892.65	257,099.13	461,363.51-	1,382,628.27
2021 022 ROAD & BRIDGE - PCT. 2	CASH 5,142.07	208,719.87	207,827.80-	6,034.14
TIME DEPOSIT ON ACCOUNT	444,143.19	5.37	175,000.00-	269,148.56
MEIA MUNICIPAL INVESTORS	1,252,919.39	65.42	0.00	1,252,984.81
FUND TOTALS	1,702,204.65	208,790.66	382,827.80-	1,528,167.51
2021 023 ROAD & BRIDGE - PCT. 3	CASH 5,030.39	139,952.87	118,942.10-	26,041.16
TIME DEPOSIT ON ACCOUNT	773,344.64	11,226	110,000.00-	663,355.90
MEIA MUNICIPAL INVESTORS	705,305.12	36.82	0.00	705,341.92
FUND TOTALS	1,483,680.15	140,000.96	228,942.10-	1,394,739.01
2021 024 ROAD & BRIDGE - PCT. 4	CASH 7,487.26	131,668.51	131,300.27-	7,855.50
TIME DEPOSIT ON ACCOUNT	341,912.49	4.62	105,000.00-	236,917.11
MEIA MUNICIPAL INVESTORS	705,305.50	36.83	0.00	705,342.33
FUND TOTALS	1,054,705.25	131,709.96	236,300.27-	950,114.94
2021 026 ROAD & BRIDGE - GEN	CASH 5,795.49	4,718.32	3,866.48-	6,647.33
TIME DEPOSIT ON ACCOUNT	1,021.82	.01	0.00	1,021.83
MEIA MUNICIPAL INVESTORS	0.00	.00	0.00	0.00
FUND TOTALS	6,817.31	4,718.33	3,866.48-	7,669.16
2021 035 VICTIM COORDINATOR GRANT	CASH 10,875.28-	11,711.49	4,581.11-	3,744.90-
TIME DEPOSIT ON ACCOUNT	.00	.00	0.00	.00
MEIA MUNICIPAL INVESTORS	0.00	.00	0.00	0.00
FUND TOTALS	10,875.28-	11,711.49	4,581.11-	3,744.90-
2021 036 DA FORFEITURE FUND II	CASH 10,908.03	240.00	657.55-	10,490.48
TIME DEPOSIT ON ACCOUNT	57,232.96	.92	0.00	57,233.88
MEIA MUNICIPAL INVESTORS	0.00	.00	0.00	0.00
FUND TOTALS	68,140.99	240.92	657.55-	67,724.36
2021 037 CONSTABLE PCT #4 SEIZURE	CASH 819.89	.00	.00	819.89
TIME DEPOSIT ON ACCOUNT	3,884.88	.06	.00	3,884.94
MEIA MUNICIPAL INVESTORS	.00	.00	.00	.00
FUND TOTALS	4,704.77	.06	.00	4,704.83
2021 040 COUNTY LAW LIBRARY FUND	CASH 7,177.16	2,975.00	2,188.15-	7,964.01

ACCOUNT NAME	BEGINNING CASH BALANCE	CASH RECEIPTS	CASH DISBURSEMENTS	ENDING CASH BALANCE
2021 042 COUNTY FREE LIBRARY	32,165.13	11,064.52	12,673.66	30,555.99
CASH	.00	.00	.00	.00
TIME DEPOSIT ON ACCOUNT	.00	.00	.00	.00
MEIA MUNICIPAL INVESTORS SERV	.00	.00	.00	.00
FUND TOTALS	32,165.13	11,064.52	12,673.66	30,555.99
2021 047 DIGITIZE RECORDS	3,642.48	1,864.16	.00	5,506.64
CASH	107,977.38	1,74	.00	107,979.12
TIME DEPOSIT ON ACCOUNT	.00	.00	.00	.00
MEIA	.00	.00	.00	.00
FUND TOTALS	111,619.86	1,865.90	.00	113,485.76
2021 048 SUPPLEMENTAL GUARDIANSHIP	4,138.22	480.00	.00	4,618.22
CASH	34,470.21	.55	.00	34,470.75
TEXPOOL	.00	.00	.00	.00
FUND TOTALS	38,608.43	480.55	.00	39,088.98
2021 049 COUNTY CHILD ABUSE PREVENTION	2,612.99	32.03	.00	2,645.02
CASH	8,286.49	.13	.00	8,286.62
TIME DEPOSIT ON ACCOUNT	10,899.48	32.16	.00	10,931.64
FUND TOTALS	18,798.96	64.29	.00	18,863.25
2021 050 COURT RELATED PROGRAMS	6,898.79	797.06	.00	7,695.85
CASH	.03	.00	.00	.03
TIME DEPOSIT ON ACCOUNT	.00	.00	.00	.00
MEIA MUNICIPAL INVESTORS SERV	.00	.00	.00	.00
FUND TOTALS	6,898.82	797.06	.00	7,695.88
2021 052 COUNTY & DISTRICT TECH FUND	2,250.87	248.58	.00	2,499.45
CASH	4,991.53	.08	.00	4,991.61
TIME DEPOSIT ON ACCOUNT	.00	.00	.00	.00
MEIA	.00	.00	.00	.00
FUND TOTALS	7,242.40	248.66	.00	7,491.06
2021 053 CAPITALCREDITSECONOMICDEVELOP	2,781.18	40,000.00	40,000.00	2,781.18
CASH	311,650.64	4.74	.00	311,655.38
TIME DEPOSIT ON ACCOUNT	35,016.31	1.83	.00	35,018.14
MEIA	.00	.00	.00	.00
FUND TOTALS	349,448.13	40,006.57	80,000.00	309,454.70
2021 054 DISTRICT CLERK TECHNOLOGY FUND	9,921.24	650.00	.00	10,571.24
CASH	30,047.72	.48	.00	30,048.20
TIME DEPOSIT ON ACCOUNT	.00	.00	.00	.00
MEIA MUNICIPAL INVESTORS SERV	.00	.00	.00	.00
FUND TOTALS	39,968.96	650.48	.00	40,619.44
2021 055 CHAPTER 19	.00	.00	.00	.00
TIME DEPOSIT ON ACCOUNT	.00	.00	.00	.00
MEIA	.00	.00	.00	.00
FUND TOTALS	.00	.00	.00	.00
2021 056 COUNTY RECORDS FUND	10,181.67	1,164.39	230.00	11,116.06
CASH				

ACCOUNT NAME	BEGINNING CASH BALANCE	CASH RECEIPTS	CASH DISBURSEMENTS	ENDING CASH BALANCE
2021 057 COUNTY CLERK RECORDS FUND	155,326.79	1,166.73	230.00-	156,263.52
CASH DEPOSIT ON ACCOUNT	13,065.09	13,692.57	.00	26,757.66
MEIA MUNICIPAL INVESTORS SERV	303,994.81	4.90	.00	303,999.71
FUND TOTALS	317,059.90	13,697.47	.00	330,757.37
2021 058 DISTRICT CLERK RECORDS FUND	6,106.93	391.60	.00	6,498.53
CASH DEPOSIT ON ACCOUNT	9,436.55	.15	.00	9,436.70
FUND TOTALS	15,543.48	391.75	.00	15,935.23
2021 059 COUNTY CLERK ARCHIVE	15,567.65	13,784.50	25,000.00-	4,352.15
CASH DEPOSIT ON ACCOUNT	556,886.48	25,009.10	.00	581,895.58
FUND TOTALS	572,454.13	38,793.60	25,000.00-	586,247.73
2021 070 PERMANENT IMPROVEMENT FUND	2.05	.00	.00	2.05
CASH DEPOSIT ON ACCOUNT	.00	.00	.00	.00
MEIA MUNICIPAL INVESTORS SERV	.00	.00	.00	.00
FUND TOTALS	2.05	.00	.00	2.05
2021 075 RIGHT-OF-WAY FUND	.00	.00	.00	.00
CASH DEPOSIT ON ACCOUNT	.00	.00	.00	.00
MEIA MUNICIPAL INVESTORS SERV	.00	.00	.00	.00
FUND TOTALS	.00	.00	.00	.00
2021 084 TAX ANTICIPATION NOTES	.00	.00	.00	.00
CASH DEPOSIT ON ACCOUNT	.00	.00	.00	.00
MEIA MUNICIPAL INVESTORS SERV	.00	.00	.00	.00
FUND TOTALS	.00	.00	.00	.00
2021 085 DEBT SERVICE FUND	50,342.30	14,670.26	.00	65,012.56
CASH DEPOSIT ON ACCOUNT	566,409.42	29.58	.00	566,439.00
MEIA MUNICIPAL INVESTORS SERV	616,751.86	14,699.84	.00	631,451.70
FUND TOTALS	1,777,503.58	14,799.68	.00	1,792,303.26
2021 087 VZC INDIGENT HEALTH PROGRAM	17,864.87	10,767.75	11,371.60-	17,261.02
CASH DEPOSIT ON ACCOUNT	104,192.06	.00	.00	104,192.06
MEIA MUNICIPAL INVESTORS SERV	122,056.93	10,767.75	11,371.60-	121,453.08
FUND TOTALS	344,113.86	10,767.75	11,371.60-	343,509.01
2021 088 SOIL CONSERVATION DIST FUND	70,242.60	84,019.46	149,304.25-	4,957.81
CASH DEPOSIT ON ACCOUNT	24,379.24	75,000.93	.00	99,380.17
MEIA MUNICIPAL INVESTORS SERV	94,621.84	159,020.39	149,304.25-	104,337.98
FUND TOTALS	199,243.68	314,041.74	149,304.25-	204,677.00
2021 090 APPELLATE JUSTICE SYSTEM FUND	1,180.35	420.00	1,180.00-	420.35
CASH	1,180.35	420.00	1,180.00-	420.35

ACCOUNT NAME	BEGINNING CASH BALANCE	CASH RECEIPTS	CASH DISBURSEMENTS	ENDING CASH BALANCE
2021 095 PAYROLL CLEARING ACCOUNT	1,180.35	420.00	1,180.00	420.35
CASH	194,039.82	.00	.00	194,039.82
MEIA MUNICIPAL INVESTORS SERV	.00	.00	.00	.00
FUND TOTALS	194,039.82	.00	.00	194,039.82
2021 096 GEN FIXED ASSETS ACCOUNT GRP	.00	.00	.00	.00
MEIA MUNICIPAL INVESTORS SERV	.00	.00	.00	.00
FUND TOTALS	.00	.00	.00	.00
2021 097 LONG TERM DEBT GROUP	.00	.00	.00	.00
MEIA MUNICIPAL INVESTORS SERV	.00	.00	.00	.00
FUND TOTALS	.00	.00	.00	.00
2021 131 VAN ZANDT COUNTY JAIL	17,518.60	380,856.05	391,363.00	7,011.65
CASH	.00	.00	.00	.00
MEDICARE PAYABLE	.00	.00	.00	.00
VOUCHERS PAYABLE	86,012.68	150,000.00	155,000.00	81,012.68
TIME DEPOSIT ON ACCOUNT	200,000.00	.00	.00	200,000.00
MEIA MUNICIPAL INVESTORS SERV	303,531.28	530,856.05	546,363.00	288,024.33
FUND TOTALS	586,562.56	680,856.05	692,726.00	574,692.63
2021 132 VAN ZANDT COUNTY SHERIFF DEPT	25,016.36	652,728.37	654,794.23	22,950.50
CASH	68,000.00	275,000.00	218,000.00	125,000.00
TIME DEPOSIT ON ACCOUNT	.00	.00	.00	.00
MEIA MUNICIPAL INVESTORS SERV	93,016.36	927,728.37	872,794.23	147,950.50
FUND TOTALS	166,032.72	1,202,728.37	1,190,794.23	172,950.50
2021 145 SOLID WASTE GRANT	.00	.00	.00	.00
CASH	.00	.00	.00	.00
TIME DEPOSIT ON ACCOUNT	.00	.00	.00	.00
FUND TOTALS	.00	.00	.00	.00
2021 147 2020 HAVA CARES ACT	1,846.74	.00	.00	1,846.74
CASH	15,034.78	.24	.00	15,035.02
TDOA	.00	.00	.00	.00
MEIA	16,881.52	.24	.00	16,881.76
FUND TOTALS	16,881.52	.24	.00	16,881.76
2021 400 FRUITVALE 2021 TXCDBG 7220480	.00	.00	.00	.00
CASH	.00	.00	.00	.00
WATER GRANT CASH	.00	.00	.00	.00
FUND TOTALS	.00	.00	.00	.00
2021 401 BENNHELEWISC 71348911131115	.00	.00	.00	.00
FUND TOTALS	.00	.00	.00	.00
2021 402 LITTLEHOPEMORRISW713026081315	.00	.00	.00	.00
CASH	.00	.00	.00	.00
WATER GRANT CASH	.00	.00	.00	.00
FUND TOTALS	.00	.00	.00	.00
2021 540 PRETRIAL SUPERVISION	2,911.41	5,400.00	4,846.74	3,464.67
CASH				

ACCOUNT NAME	BEGINNING CASH BALANCE	CASH RECEIPTS	CASH DISBURSEMENTS	ENDING CASH BALANCE
2021 541 COMMUNITY SUP & CORRECTIONS	125,650.90	5,402.02	4,846.74	129,117.59
CASH	6,601.74	67,696.22	71,464.17	2,833.79
PETTY CASH	100.00	.00	.00	100.00
TIME DEPOSIT ON ACCOUNT	315,645.77	4.84	35,000.00	280,650.61
MBIA MUNICIPAL INVESTORS SERV	.00	.00	.00	.00
FUND TOTALS	322,347.51	67,701.06	106,464.17	283,584.40
2021 542 ADULT PROBATION CIVIL	8,390.44	1,090.00	1,202.71	8,277.73
CASH	51,161.58	.82	.00	51,162.40
TDOA	311,457.18	16.26	.00	311,473.44
MBIA	371,009.20	1,107.08	1,202.71	370,913.57
FUND TOTALS	7,492.87	.00	3,764.98	3,727.89
2021 543 HIGH RISK SUBSTANCE ABUSE -CCP	10,891.05	.00	4,403.68	6,487.37
CASH	.00	.00	.00	.00
TIME DEPOSIT ON ACCOUNT	.00	.00	.00	.00
MBIA MUNICIPAL INVESTORS SERV	10,891.05	.00	4,403.68	6,487.37
FUND TOTALS	.63	.00	.00	.63
2021 545 GRANT C COMMIT REDUCTION PROG	78,835.50	56,684.22	122,233.84	13,285.88
CASH	125,000.00	75,000.00	.00	200,000.00
TIME DEPOSIT ON ACCOUNT	120,000.00	.00	.00	120,000.00
MBIA MUNICIPAL INVESTORS SERV	323,835.50	131,684.22	122,233.84	333,285.88
FUND TOTALS	66,015.73	44,140.33	33,650.62	76,505.44
2021 547 VZCJPD STATE AID GRANT A	4,479.81	.00	.00	4,479.81
CASH	.00	.00	.00	.00
TIME DEPOSIT ON ACCOUNT	.00	.00	.00	.00
MBIA MUNICIPAL INVESTORS SERV	4,479.81	.00	.00	4,479.81
FUND TOTALS	5,343.49	7,500.00	1,728.48	428.03
2021 549 VZCJPD - GRANT N	5,343.49	.00	.00	5,343.49
CASH	.00	.00	.00	.00
TIME DEPOSIT ON ACCOUNT	.00	.00	.00	.00
MBIA MUNICIPAL INVESTORS SERV	5,343.49	.00	.00	5,343.49
FUND TOTALS	.00	.00	.00	.00
2021 551 VOICES - JUV CJD GRANT	125,650.90	5,402.02	4,846.74	129,117.59
CASH	6,601.74	67,696.22	71,464.17	2,833.79
PETTY CASH	100.00	.00	.00	100.00
TIME DEPOSIT ON ACCOUNT	315,645.77	4.84	35,000.00	280,650.61
MBIA MUNICIPAL INVESTORS SERV	.00	.00	.00	.00
FUND TOTALS	322,347.51	67,701.06	106,464.17	283,584.40

ACCOUNT NAME	BEGINNING CASH BALANCE	CASH RECEIPTS	CASH DISBURSEMENTS	ENDING CASH BALANCE
2021 552 ETCOG RESIDENTIAL	1,111.00-	.00	.00	1,111.00-
CASH	1,111.00-	.00	.00	1,111.00-
FUND TOTALS	1,111.00-	.00	.00	1,111.00-
2021 555 JUVENILE PROBATION INTEREST	98.65	1.37	.00	100.02
CASH	24,016.10	2.73	.00	24,018.83
TIME DEPOSIT ON ACCOUNT	57.12	6.27	.00	63.39
MBIA MUNICIPAL INVESTORS SERV	24,171.87	10.37	.00	24,182.24
FUND TOTALS	24,171.87	10.37	.00	24,182.24
2021 556 REGIONAL SERVICE ENHANCEMENT	13,747.02	6,966.00	11,514.66-	9,198.36
CASH	13,747.02	6,966.00	11,514.66-	9,198.36
FUND TOTALS	13,747.02	6,966.00	11,514.66-	9,198.36
2021 558 GRANT S	.45	.00	.00	.45
CASH	.45	.00	.00	.45
FUND TOTALS	.45	.00	.00	.45
2021 559 MENTAL IMPAIRMENT CASELOAD	5,816.59	.00	3,918.22-	1,898.37
CASH	5,816.59	.00	3,918.22-	1,898.37
TIME DEPOSIT ON ACCOUNT	.00	.00	.00	.00
MBIA MUNICIPAL INVESTORS SERV	5,816.59	.00	3,918.22-	1,898.37
FUND TOTALS	5,816.59	.00	3,918.22-	1,898.37
2021 565 INDIGENT DEFENSE GRANT	4,763.30	.00	4,132.17-	631.13
CASH	40,642.64	.00	4,132.17-	40,286.21
TIME DEPOSIT ON ACCOUNT	45,405.94	.00	4,132.17-	41,273.77
FUND TOTALS	45,405.94	.00	4,132.17-	41,273.77
2021 567 FIRE MARSHAL	34,949.84	22,380.00	50,385.11-	6,944.73
CASH	100,284.42	40,001.79	50,385.11-	140,286.21
TDOA	110,051.71	5.75	.00	110,057.46
MBIA	245,285.97	62,387.34	50,385.11-	257,288.40
FUND TOTALS	245,285.97	62,387.34	50,385.11-	257,288.40
2021 568 TECHNOLOGY RESOURCES	1.07	.00	.00	1.07
CASH	1.07	.00	.00	1.07
TIME DEPOSIT ON ACCOUNT	.00	.00	.00	.00
FUND TOTALS	1.07	.00	.00	1.07
2021 569 HAVA ELECTION GRANT	5,304.60	.00	.00	5,304.60
CASH	15,214.43	.24	.00	15,214.67
TDOA	.00	.00	.00	.00
MBIA	20,519.03	.24	.00	20,519.27
FUND TOTALS	20,519.03	.24	.00	20,519.27
2021 570 GOLDEN WATER SUPPLY CORP	.00	.00	.00	.00
CASH	.00	.00	.00	.00
GOLDEN WATER TDHCA 726216	.00	.00	.00	.00
MBIA MUNICIPAL INVESTORS SERVI	.00	.00	.00	.00
FUND TOTALS	.00	.00	.00	.00
2021 580 D.A. CHECK COLLECTION FUND	967.26	.00	244.32-	722.94
CASH	9,680.13	.15	244.32-	9,680.28
TIME DEPOSIT ON ACCOUNT	9,680.13	.15	244.32-	9,680.28

ACCOUNT NAME	BEGINNING CASH BALANCE	CASH RECEIPTS	CASH DISBURSEMENTS	ENDING CASH BALANCE
2021 591 MBIA MUNICIPAL INVESTORS SERV FUND TOTALS	10,647.39	.15	244.32	10,403.22
2021 591 CONSTABLE #1 TLEOSE FUND	3,201.53	.00	.00	3,201.53
CASH		.00	.00	
CASH - CITIZENS NATIONAL	.49	.00	.00	.49
TDOA	.33	.00	.00	.33
MBIA MUNICIPAL INVESTORS SERV FUND TOTALS	3,201.37	.00	.00	3,201.37
2021 592 CONSTABLE #2 TLEOSE FUND	2,692.48	.00	.00	2,692.48
CASH		.00	.00	
CASH OTHER	.00	.00	.00	.00
MBIA MUNICIPAL INVESTORS SERV FUND TOTALS	2,692.48	.00	.00	2,692.48
2021 593 CONSTABLE #3 TLEOSE FUND	1,359.92	.00	.00	1,359.92
CASH		.00	.00	
CASH OTHER - CITY NATIONAL	3,738.50	.00	.00	3,738.50
MBIA MUNICIPAL INVESTORS SERV FUND TOTALS	5,098.42	.00	.00	5,098.42
2021 594 CONSTABLE #4 TLEOSE FUND	37.71	.00	.00	37.71
CASH		.00	.00	
TIME DEPOSIT ON ACCOUNT	4,904.95	.07	.00	4,905.02
MBIA MUNICIPAL INVESTORS SERV FUND TOTALS	4,942.66	.07	.00	4,942.73
2021 595 SHERIFF TLEOSE FUND	2,981.99	.00	.00	2,981.99
CASH		.00	.00	
TDOA	9,009.56	.14	.00	9,009.70
MBIA MUNICIPAL INVESTORS SESRV FUND TOTALS	11,991.55	.14	.00	11,991.69
2021 596 DA TLEOSE FUND	2,605.29	.00	.00	2,605.29
CASH		.00	.00	
MBIA MUNICIPAL INVESTORS SERV FUND TOTALS	2,605.29	.00	.00	2,605.29
2021 600 JUSTICE COURT TECHNOLOGY FUND	5,541.44	793.58	264.77	5,070.25
CASH		.00	.00	
TIME DEPOSIT ON ACCOUNT	52,689.29	.00	.00	52,689.29
MBIA MUNICIPAL INVESTORS SERV FUND TOTALS	58,230.73	793.58	264.77	58,759.54
2021 800 CONTRIBUTION RELIEF FUND	.00	.00	.00	.00
CASH		.00	.00	
TIME DEPOSIT ON ACCOUNT	16,082.93	.00	.00	16,082.93
FUND TOTALS	16,082.93	.00	.00	16,082.93
2021 802 VETERAN'S MEMORIAL WALL FUND	.00	.00	.00	.00
CASH		.00	.00	
TIME DEPOSIT ON ACCOUNT	.00	.00	.00	.00
FUND TOTALS	.00	.00	.00	.00
2021 803 HISTORICAL COMMISSION CASH	4,421.85	.00	.00	4,421.85

ACCOUNT NAME	BEGINNING CASH BALANCE	CASH RECEIPTS	CASH DISBURSEMENTS	ENDING CASH BALANCE
2021 804 VAN TORNADO-ASSISTANCE VAN TORNADO-ASSISTANCE-CASH VTASST-TIME DEPOSITON ACCOUNT FUND TOTALS	9,707.51	.08	.00	9,707.59
2021 805 FEMA - DEC 2015 STORM CASH TIME DEPOSIT ON ACCOUNT FUND TOTALS	.00	.00	.00	.00
2021 806 FEMA APRIL 2016 STORM CASH TIME DEPOSIT ON ACCOUNT FUND TOTALS	.00	.00	.00	.00
2021 807 HAZARD MITIGATION GRANT CASH TIME DEPOSIT ON ACCOUNT MIRA MUNICIPAL INVESTORS SERV FUND TOTALS	.00	.00	.00	.00
2021 808 COURTHOUSE PLANNING GRANT CASH WATER GRANT CASH FUND TOTALS	.00	.00	.00	.00
2021 809 PRETRIAL INTERVENTION PROGRAM CASH TIME DEPOSIT ON ACCOUNT FUND TOTALS	17,751.74	800.00	11,336.97-	7,214.77
2021 810 SHERIFF JUSTICE FORFEITURE FUN CASH TIME DEPOSIT ON ACCOUNT FUND TOTALS	49,853.75	10,000.84	11,336.97-	59,854.59
2021 811 SHERIFF TREASURY FORFEITURE FU CASH TIME DEPOSIT ON ACCOUNT FUND TOTALS	26,323.04	.41	.00	26,323.45
2021 812 CONSTABLE PCT #1 FORFEITURE FU CASH TIME DEPOSIT ON ACCOUNT FUND TOTALS	870.00	.00	.00	870.00
2021 813 VOICES - JUV CJD GRANT VOICES - CJD JUV GRANT TIME DEPOSIT ON ACCOUNT FUND TOTALS	25,453.04	.41	.00	25,453.45
2021 814 LOCAL TRUANCY PREVENTION & DIV CASH TIME DEPOSIT ON ACCOUNT	26,323.04	.41	.00	26,323.45
	500.00	.00	.00	500.00
	500.00	.00	.00	500.00
	12,663.91-	12,663.91	4,118.08-	4,118.08-
	12,663.91-	12,663.91	4,118.08-	4,118.08-
	10,130.04	802.48	10,000.00-	932.52
	.00	.00	.00	.00

ACCOUNT NAME	BEGINNING CASH BALANCE	CASH RECEIPTS	CASH DISBURSEMENTS	ENDING CASH BALANCE
2021 815 COVID -19	10,130.04	10,802.48	10,000.00-	10,932.52
CASH	.00	.00	.00	.00
TIME DEPOSIT ON ACCOUNT	47.50	.00	.00	47.50
MBIA MUNICIPAL INVESTORS SERV	47.50	.00	.00	47.50
FUND TOTALS	47.50	.00	.00	47.50
2021 816 COUNTY INFRASTRUCTURE FUND GRANT	65,496.47-	65,509.08	.00	12.61
CASH	.00	.00	.00	.00
TIME DEPOSIT ON ACCOUNT	.00	.00	.00	.00
MBIA MUNICIPAL INVESTERS SERV	.00	.00	.00	.00
FUND TOTALS	65,496.47-	65,509.08	.00	12.61
2021 817 AMERICAN RESCUE PLAN	5,496,170.06	287.00	.00	5,496,457.06
CASH	.00	.00	.00	.00
TIME DEPOSIT ON ACCOUNT	.00	.00	.00	.00
MBIA MUNICIPAL INVESTORS SERV	.00	.00	.00	.00
TEXAS CLASS ARP	5,496,170.06	287.00	.00	5,496,457.06
FUND TOTALS	5,496,170.06	287.00	.00	5,496,457.06
GRAND TOTALS	27,696,683.67	4,353,666.63	5,764,500.95-	26,285,849.35

ACCOUNT NUMBER	ACCOUNT NAME	DATE	AMDMT NUMBER	OLD BUDGET AMOUNT	AMENDED BUDGET AMOUNT	AMOUNT OF CHANGE	DESCRIPTION	CLK
2021 010-370-102	INSURANCE PROCEEDS	04/28/2021	210059	7,775.21	7,775.21	0.00	INCREASE REVENUE & EXPENSE	MK
2021 010-370-102	INSURANCE PROCEEDS	05/26/2021	210068	1,000.00	2,688.21	64,913.00	INCREASE REV & EXP	MK
2021 010-370-502	LEGAL FEE RETIME-CO	08/04/2021	210116	1,000.00	2,880.00	1,880.00	LINE ITEM TRANSFER	MK
			TOTAL AMENDMENTS	3	TOTAL CHANGES	74,568.21		
2021 010-371-100	OTHER MISC. REVENU	03/03/2021	210033	1.00	2,870.00	2,870.00	INCREASE REV & EXP	MK
			TOTAL AMENDMENTS	1	TOTAL CHANGES	2,870.00		
2021 010-400-103	SALARIES - EMPLOYE	12/09/2020	200130	35,915.62	36,056.72	141.10	FY2020 YEAR END CLEAN UP	MK
2021 010-400-103	SALARIES - EMPLOYE	12/09/2020	200145	36,056.72	35,915.62	141.10	REVERSE #200130	MK
2021 010-400-310	OFFICE SUPPLIES	03/11/2021	210034	500.00	423.00	75.00	LINE ITEM TRANSFER	MK
2021 010-400-481	SUBSCRIPTIONS/DUES	03/17/2021	210034	595.00	670.00	75.00	LINE ITEM TRANSFER	MK
			TOTAL AMENDMENTS	4	TOTAL CHANGES	.00		
2021 010-402-103	SALARIES - EMPLOYE	12/09/2020	200130	46,891.78	47,432.84	541.06	FY2020 YEAR END CLEAN UP	MK
2021 010-402-103	SALARIES - EMPLOYE	12/09/2020	200145	47,432.84	46,891.78	541.06	REVERSE #200130	MK
2021 010-402-495	MISCELLANEOUS EXPE	03/03/2021	210033	1,475.00	4,345.00	2,870.00	INCREASE REV & EXP	MK
			TOTAL AMENDMENTS	3	TOTAL CHANGES	2,870.00		
2021 010-403-103	SALARIES - EMPLOYE	12/09/2020	200130	138,480.39	139,045.57	565.18	FY2020 YEAR END CLEAN UP	MK
2021 010-403-103	SALARIES - EMPLOYE	12/09/2020	200145	139,045.57	138,480.39	565.18	REVERSE #200130	MK
2021 010-403-310	OFFICE SUPPLIES	05/26/2021	210069	11,000.00	10,000.00	1,000.00	LINE ITEM TRANSFER	MK
2021 010-403-495	MISCELLANEOUS	05/26/2021	210069	950.00	1,950.00	1,000.00	LINE ITEM TRANSFER	MK
			TOTAL AMENDMENTS	4	TOTAL CHANGES	.00		
2021 010-404-107	SALARIES-EXTRA HEL	11/25/2020	210011	28,000.00	35,000.00	7,000.00	LINE TRANSFER	MK
2021 010-404-311	POSTAGE	11/25/2020	210011	0.00	13,000.00	13,000.00	LINE TRANSFER	MK
2021 010-404-311	POSTAGE	07/21/2021	210107	13,000.00	7,100.00	5,900.00	LINE TRANSFER	MK
2021 010-404-427	TRAINING	08/18/2021	210132	7,100.00	5,100.00	2,000.00	LINE TRANSFER	MK
2021 010-404-437	MAINT. AND SERVICE	07/21/2021	210107	3,000.00	2,900.00	100.00	LINE TRANSFER	MK
2021 010-404-457	MAINT. AND SERVICE	08/18/2021	210132	3,000.00	2,900.00	100.00	LINE TRANSFER	MK
2021 010-404-484	OTHER ELECTION EXP	12/09/2020	200130	32,900.00	32,700.00	200.00	LINE TRANSFER	MK
2021 010-404-484	OTHER ELECTION EXP	12/09/2020	200145	32,000.00	32,025.09	25.09	FY2020 YEAR END CLEAN UP	MK
2021 010-404-484	OTHER ELECTION EXP	08/18/2021	210132	32,000.00	31,000.00	1,000.00	REVERSE #200130	MK
2021 010-404-572	OFFICE EQUIPMENT	08/18/2021	210132	3,000.00	1,200.00	1,800.00	LINE TRANSFER	MK
			TOTAL AMENDMENTS	11	TOTAL CHANGES	.00		
2021 010-409-401	ACCOUNTING/AUDITIN	06/09/2021	210077	45,000.00	43,500.00	1,500.00	LINE TRANSFER	MK
2021 010-409-401	ACCOUNTING/AUDITIN	08/18/2021	210141	43,500.00	42,000.00	1,500.00	LINE TRANSFER	MK
2021 010-409-401	ACCOUNTING/AUDITIN	08/18/2021	210143	43,500.00	40,000.00	2,000.00	LINE TRANSFER	MK
2021 010-409-402	CONTRACT SERVICES	06/09/2021	210077	42,000.00	1,500.00	1,500.00	LINE TRANSFER	MK
2021 010-409-416	AUTOPSIES & FORENS	08/04/2021	210115	100,000.00	30,000.00	30,000.00	LINE TRANSFER	MK
2021 010-409-430	BIDDING & NOTICES	04/28/2021	210051	2,500.00	2,000.00	500.00	LINE TRANSFER	MK
2021 010-409-481	SUBSCRIPTIONS/DUES	06/09/2021	210078	1,250.00	785.00	530.00	LINE TRANSFER	MK
2021 010-409-481	SUBSCRIPTIONS/DUES	06/24/2021	210091	655.00	655.00	0.00	LINE TRANSFER	MK
2021 010-409-488	CHARITY EXPENSE	06/09/2021	210078	6,070.00	5,938.42	131.58	LINE TRANSFER	MK
2021 010-409-488	CHARITY EXPENSE	06/24/2021	210091	6,070.00	5,938.42	131.58	LINE TRANSFER	MK
2021 010-409-495	MISCELLANEOUS	04/28/2021	210051	1,000.00	1,500.00	500.00	LINE TRANSFER	MK
2021 010-409-800	CONTINGENCY	12/09/2020	200130	441,912.00	423,804.37	18,107.63	FY2020 YEAR END CLEAN UP	MK
2021 010-409-800	CONTINGENCY	12/09/2020	200145	423,804.37	441,912.00	18,107.63	REVERSE #200130	MK
2021 010-409-800	CONTINGENCY	01/06/2021	210019	441,912.00	435,254.00	6,658.00	LINE TRANSFER	MK
2021 010-409-800	CONTINGENCY	02/03/2021	210028	441,912.00	435,254.00	6,658.00	LINE TRANSFER	MK
2021 010-409-800	CONTINGENCY	07/21/2021	210108	333,254.00	311,854.00	102,400.00	LINE TRANSFER	MK
2021 010-409-800	CONTINGENCY	07/21/2021	210109	311,854.00	301,037.00	10,817.00	LINE TRANSFER	MK

ACCOUNT NUMBER	ACCOUNT NAME	DATE	AMDMT NUMBER	OLD BUDGET AMOUNT	AMENDED BUDGET AMOUNT	AMOUNT OF CHANGE	DESCRIPTION	CLK
2021 010-409-800	CONTINGENCY	08/04/2021	210115	301,037.00	271,037.00	30,000.00-	LINE ITEM TRANSFER	MK
2021 010-409-800	CONTINGENCY	08/04/2021	210117	271,037.00	253,037.00	18,000.00-	LINE ITEM TRANSFER	MK
2021 010-409-800	CONTINGENCY	08/18/2021	210137	253,037.00	217,030.00	36,007.00-	LINE ITEM TRANSFER	MK
2021 010-409-800	CONTINGENCY	08/18/2021	210138	217,030.00	211,543.23	5,506.77-	LINE ITEM TRANSFER	MK
2021 010-409-800	CONTINGENCY	08/18/2021	210140	211,543.23	209,743.23	1,800.00-	LINE ITEM TRANSFER	MK
	EXPENDITURES - NON DEPARTMENT		TOTAL AMENDMENTS	22	205,668.77-			
2021 010-412-428	TRAVEL	10/14/2020	210001	1,500.00	1,000.00	500.00-	LINE ITEM TRANSFER	MK
2021 010-412-495	MISC	10/14/2020	210001	.00	500.00	500.00	LINE ITEM TRANSFER	MK
	TOTAL EXPENDITURES EM MGMT		TOTAL AMENDMENTS	2	.00	.00		
2021 010-413-103	SALARIES-EMPLOYEE	12/09/2020	200130	13,770.48	13,929.42	158.94	FY2020 YEAR END CLEAN UP	MK
2021 010-413-103	SALARIES-EMPLOYEE	12/09/2020	200145	13,929.42	13,770.48	158.94-	REVERSE #200130	MK
2021 010-413-201	SOCIAL SECURITY TA	12/09/2020	200130	1,053.44	1,065.67	12.23-	FY2020 YEAR END CLEAN UP	MK
2021 010-413-201	SOCIAL SECURITY TA	12/09/2020	200145	1,065.67	1,053.44	12.23-	REVERSE #200130	MK
	TOTAL EXPENDITURES - VETERANS		TOTAL AMENDMENTS	4	.00	.00		
2021 010-428-415	INDIGENT LEGAL AID	08/04/2021	210116	8,500.00	10,380.00	1,880.00	LINE ITEM TRANSFER	MK
	EXPENDITURES - JUV CTY COURI		TOTAL AMENDMENTS	1	1,880.00			
2021 010-435-495	JURORS EXPENSE	08/18/2021	210133	30,000.00	27,930.00	2,070.00-	LINE ITEM TRANSFER	MK
2021 010-435-495	MISCELLANEOUS	08/18/2021	210133	800.00	2,870.00	2,070.00-	LINE ITEM TRANSFER	MK
	EXPENDITURES - DISTRICTI COURI		TOTAL AMENDMENTS	2	.00	.00		
2021 010-445-101	SALARIES - COURT A	12/09/2020	200130	144,683.48	146,352.93	1,669.45	FY2020 YEAR END CLEAN UP	MK
2021 010-445-101	SALARIES - COURT A	12/09/2020	200145	146,352.93	144,683.48	1,669.45-	REVERSE #200130	MK
2021 010-445-103	SALARIES - EMPLOYE	12/09/2020	200130	105,103.63	107,157.20	2,053.57-	FY2020 YEAR END CLEAN UP	MK
2021 010-445-103	SALARIES - EMPLOYE	12/09/2020	200145	107,157.20	105,103.63	2,053.57-	REVERSE #200130	MK
2021 010-445-110	COURT REPORTING	07/07/2021	210101	2,500.00	500.00	2,000.00-	LINE ITEM TRANSFER	MK
2021 010-445-405	PSYCHIATRIC EVALUT	07/07/2021	210102	5,250.00	5,250.00	0.00	LINE ITEM TRANSFER	MK
2021 010-445-406	TRANSCRIBIS AND DE	07/07/2021	210101	4,125.00	6,125.00	2,000.00	LINE ITEM TRANSFER	MK
2021 010-445-413	COURT TRANSLATORS	07/07/2021	210102	7,500.00	5,000.00	2,500.00-	LINE ITEM TRANSFER	MK
	EXPENDITURES - COUNTY COURI AT		TOTAL AMENDMENTS	8	.00	.00		
2021 010-450-101	SALARIES - DISTRICT	12/09/2020	200130	48,980.39	49,545.78	565.39	FY2020 YEAR END CLEAN UP	MK
2021 010-450-101	SALARIES - DISTRICT	12/09/2020	200145	49,545.78	48,980.39	565.39-	REVERSE #200130	MK
2021 010-450-103	SALARIES - EMPLOYE	12/09/2020	200130	112,783.57	113,074.28	290.71-	FY2020 YEAR END CLEAN UP	MK
2021 010-450-103	SALARIES - EMPLOYE	12/09/2020	200145	113,074.28	112,783.57	290.71-	REVERSE #200130	MK
2021 010-450-310	OFFICE SUPPLIES	08/18/2021	210134	6,800.00	6,200.00	600.00-	LINE ITEM TRANSFER	MK
2021 010-450-427	TRAINING	08/18/2021	210134	3,000.00	3,600.00	600.00-	LINE ITEM TRANSFER	MK
	EXPENDITURES - DISTRICT CLERK		TOTAL AMENDMENTS	6	.00	.00		
2021 010-455-311	POSTAGE	12/09/2020	200130	2,000.00	2,077.65	77.65	FY2020 YEAR END CLEAN UP	MK
2021 010-455-311	POSTAGE	12/09/2020	200145	2,077.65	2,000.00	77.65-	REVERSE #200130	MK
	EXPENDITURES COLLECTION DEPART		TOTAL AMENDMENTS	2	.00	.00		
2021 010-461-101	SALARIES - JUSTICE	12/09/2020	200130	42,094.76	42,580.38	485.62	FY2020 YEAR END CLEAN UP	MK
2021 010-461-101	SALARIES - JUSTICE	12/09/2020	200145	42,580.38	42,094.76	485.62-	REVERSE #200130	MK
2021 010-461-310	OFFICE SUPPLIES	12/09/2020	200130	1,320.42	20.42-	20.42-	FY2020 YEAR END CLEAN UP	MK
2021 010-461-310	OFFICE SUPPLIES	12/09/2020	200145	1,320.42	1,300.00	20.42-	REVERSE #200130	MK
	EXPENDITURES - JP #1		TOTAL AMENDMENTS	4	.00	.00		
2021 010-462-101	SALARIES - JUSTICE	12/09/2020	200130	42,094.76	42,580.38	485.62	FY2020 YEAR END CLEAN UP	MK
2021 010-462-101	SALARIES - JUSTICE	12/09/2020	200145	42,580.38	42,094.76	485.62-	REVERSE #200130	MK
2021 010-462-103	SALARIES - EMPLOYE	12/09/2020	200130	28,448.54	28,772.76	324.22	FY2020 YEAR END CLEAN UP	MK

ACCOUNT NUMBER	ACCOUNT NAME	DATE	AMDMT NUMBER	OLD BUDGET AMOUNT	AMENDED BUDGET AMOUNT	AMOUNT OF CHANGE	DESCRIPTION	CLK
2021 010-462-103	SALARIES - EMPLOYEE	12/09/2020	200145	28,772.76	28,448.54	324.22-	REVERSE #200130	MR
2021 010-462-402	CONTRACT SERVICES	12/09/2020	200130	1,000.00	1,158.00	158.00	FY2020 YEAR END CLEAN UP	MR
2021 010-462-402	CONTRACT SERVICES	12/09/2020	200145	1,158.00	1,000.00	158.00-	REVERSE #200130	MR
2021 010-462-427	TRAINING	08/18/2021	210135	1,000.00	1,600.00	600.00	LINE ITEM TRANSFER	MR
2021 010-462-427	TRAINING	08/18/2021	210135	1,500.00	900.00	600.00-	LINE ITEM TRANSFER	MR
EXPENDITURES - JP #2			TOTAL AMENDMENTS	8	00	00		
2021 010-463-101	SALARIES - JUSTICE	12/09/2020	200130	42,094.76	42,580.38	485.62	FY2020 YEAR END CLEAN UP	MR
2021 010-463-101	SALARIES - EMPLOYEE	12/09/2020	200145	42,580.38	42,094.76	485.62-	REVERSE #200130	MR
2021 010-463-103	SALARIES - EMPLOYEE	12/09/2020	200130	28,448.54	28,688.45	239.91	FY2020 YEAR END CLEAN UP	MR
2021 010-463-103	SALARIES - EMPLOYEE	12/09/2020	200145	28,688.45	28,448.54	239.91-	REVERSE #200130	MR
2021 010-463-427	TRAINING	08/18/2021	210136	500.00	500.00	000.00-	LINE ITEM TRANSFER	MR
2021 010-463-428	TRAVEL	08/18/2021	210136	1,200.00	2,200.00	1,000.00	LINE ITEM TRANSFER	MR
EXPENDITURES - JP 3			TOTAL AMENDMENTS	6	00	00		
2021 010-464-101	SALARIES - JUSTICE	12/09/2020	200130	42,094.76	42,580.38	485.62	FY2020 YEAR END CLEAN UP	MR
2021 010-464-101	SALARIES - EMPLOYEE	12/09/2020	200145	42,580.38	42,094.76	485.62-	REVERSE #200130	MR
2021 010-464-103	SALARIES - EMPLOYEE	12/09/2020	200130	28,448.54	28,526.00	77.46	FY2020 YEAR END CLEAN UP	MR
2021 010-464-103	SALARIES - EMPLOYEE	12/09/2020	200145	28,526.00	28,448.54	77.46-	REVERSE #200130	MR
EXPENDITURES - JP #4			TOTAL AMENDMENTS	4	00	00		
2021 010-476-103	SALARIES - EMPLOYEE	10/14/2020	210002	457,000.48	475,410.77	18,410.29	FROM VOWA TO DA SALARY	MR
2021 010-476-311	POSTAGE	12/09/2020	200130	500.00	505.50	5.50	FY2020 YEAR END CLEAN UP	MR
2021 010-476-311	POSTAGE	12/09/2020	200145	505.50	500.00	5.50-	REVERSE #200130	MR
2021 010-476-481	SUBSCRIPTIONS/DUES	12/09/2020	200130	2,300.00	2,360.00	60.00	FY2020 YEAR END CLEAN UP	MR
2021 010-476-481	SUBSCRIPTIONS/DUES	12/09/2020	200145	2,360.00	2,300.00	60.00-	REVERSE #200130	MR
2021 010-476-495	MISCELLANEOUS	12/09/2020	200130	250.00	280.50	30.50	FY2020 YEAR END CLEAN UP	MR
2021 010-476-495	MISCELLANEOUS	12/09/2020	200145	250.00	250.00	000.00-	REVERSE #200130	MR
2021 010-476-575	AUTO PURCHASES	08/18/2021	210137	00	35,987.00	35,987.00	LINE ITEM TRANSFER	MR
EXPENDITURES - DA			TOTAL AMENDMENTS	8	00	54,397.29		
2021 010-495-102	SALARIES - COUNTY	12/09/2020	200130	77,037.25	77,926.11	888.86	FY2020 YEAR END CLEAN UP	MR
2021 010-495-102	SALARIES - COUNTY	12/09/2020	200145	77,926.11	77,037.25	888.86-	REVERSE #200130	MR
2021 010-495-103	SALARIES - EMPLOYEE	07/07/2021	210103	141,546.76	138,546.76	3,000.00-	LINE ITEM TRANSFER	MR
2021 010-495-427	TRAINING	08/18/2021	210144	4,200.00	3,200.00	1,000.00-	LINE ITEM TRANSFER	MR
2021 010-495-495	MISCELLANEOUS	07/07/2021	210103	250.00	3,250.00	3,000.00	LINE ITEM TRANSFER	MR
EXPENDITURES - CO. AUDITOR			TOTAL AMENDMENTS	5	00	1,000.00-		
2021 010-497-101	SALARIES - COUNTY	12/09/2020	200130	48,980.39	49,545.78	565.39	FY2020 YEAR END CLEAN UP	MR
2021 010-497-101	SALARIES - COUNTY	12/09/2020	200145	49,545.78	48,980.39	565.39-	REVERSE #200130	MR
EXPENDITURES - CO. TREASURER			TOTAL AMENDMENTS	2	00	00		
2021 010-499-101	SALARIES - TAX COL	12/09/2020	200130	48,980.39	49,545.78	565.39	FY2020 YEAR END CLEAN UP	MR
2021 010-499-101	SALARIES - TAX COL	12/09/2020	200145	49,545.78	48,980.39	565.39-	REVERSE #200130	MR
EXPENDITURES - TAX COLLECTOR			TOTAL AMENDMENTS	2	00	00		
2021 010-503-103	SALARIES - EMPLOYEE	12/09/2020	200130	96,676.00	97,973.96	1,297.96	FY2020 YEAR END CLEAN UP	MR
2021 010-503-103	SALARIES - EMPLOYEE	12/09/2020	200145	97,973.96	96,676.00	1,297.96-	REVERSE #200130	MR
2021 010-503-420	TELEPHONE (FAX)	12/09/2020	200130	118,000.00	118,392.32	392.32	FY2020 YEAR END CLEAN UP	MR
2021 010-503-420	TELEPHONE (FAX)	12/09/2020	200145	118,392.32	118,000.00	392.32-	REVERSE #200130	MR
2021 010-503-427	TRAINING	07/21/2021	210110	2,500.00	2,000.00	500.00-	LINE ITEM TRANSFER	MR
2021 010-503-427	TRAINING	07/21/2021	210110	2,000.00	2,500.00	500.00	LINE ITEM TRANSFER	MR
2021 010-503-427	TRAINING	07/27/2021	210110	2,500.00	2,000.00	500.00-	LINE ITEM TRANSFER	MR
2021 010-503-427	TRAINING	08/18/2021	210139	2,000.00	663.74	3,366.26-	LINE ITEM TRANSFER	MR
2021 010-503-428	TRAVEL	07/27/2021	210110	500.00	1,000.00	500.00	LINE ITEM TRANSFER	MR

ACCOUNT NUMBER	ACCOUNT NAME	DATE	AMDMT NUMBER	OLD BUDGET AMOUNT	AMENDED BUDGET AMOUNT	AMOUNT OF CHANGE	DESCRIPTION	CLK
2021 010-503-457	MAINT. & SERVICE	07/21/2021	210108	219,500.00	240,900.00	21,400.00	LINE ITEM TRANSFER	MR
2021 010-503-457	MAINT. & SERVICE	08/18/2021	210139	240,900.00	236,400.00	4,500.00	LINE ITEM TRANSFER	MR
2021 010-503-572	OFFICE EQUIPMENT	08/04/2021	210128	785,300.00	285,187.00	500,113.00	SOFTWARE PURCHASE-HGAC	MR
2021 010-503-572	OFFICE EQUIPMENT	08/18/2021	210139	285,187.00	290,693.77	5,506.77	LINE ITEM TRANSFER	MR
2021 010-503-572	OFFICE EQUIPMENT	08/18/2021	210139	290,693.77	296,530.03	5,836.26	LINE ITEM TRANSFER	MR
EXPENDITURES - DATA PROCESSING			TOTAL AMENDMENTS	296,530.03	298,330.03	1,800.00	LINE ITEM TRANSFER	MR
			TOTAL AMENDMENTS	15	15	235,393.77		
2021 010-510-103	SALARIES - EMPLOYE	12/09/2020	200130	29,993.60	30,585.47	591.87	FY2020 YEAR END CLEAN UP	MR
2021 010-510-103	SALARIES - EMPLOYE	12/09/2020	200145	30,585.47	29,993.60	591.87	REVERSE #200130	MR
2021 010-510-103	SALARIES - EMPLOYE	01/06/2021	210019	29,993.60	38,693.60	8,700.00	LINE ITEM TRANSFER	MR
2021 010-510-107	SALARIES - EMPLOYE	07/21/2021	210109	38,693.60	46,393.60	7,700.00	LINE ITEM TRANSFER	MR
2021 010-510-201	SOCIAL SECURITY TA	01/06/2021	210019	9,427.00	9,427.00	0.00	LINE ITEM TRANSFER	MR
2021 010-510-201	SOCIAL SECURITY TA	01/06/2021	210019	3,015.68	3,685.68	670.00	LINE ITEM TRANSFER	MR
2021 010-510-202	GROUP INSURANCE	01/06/2021	210019	8,002.32	14,002.32	6,000.00	LINE ITEM TRANSFER	MR
2021 010-510-202	GROUP INSURANCE	07/21/2021	210109	14,002.32	15,664.32	1,662.00	LINE ITEM TRANSFER	MR
2021 010-510-203	RETIREMENT CONTRIB	01/06/2021	210019	3,224.61	3,939.61	715.00	LINE ITEM TRANSFER	MR
2021 010-510-204	WORKERS COMPENSATI	07/21/2021	210109	3,939.61	4,369.61	430.00	LINE ITEM TRANSFER	MR
2021 010-510-428	TRAVEL	06/09/2020	210079	1,125.00	1,225.00	100.00	FY2020 YEAR END CLEAN UP	MR
2021 010-510-442	WATER	12/09/2020	200130	500.00	825.18	325.18	REVERSE #200130	MR
2021 010-510-442	WATER	12/09/2020	200145	500.00	13,825.18	13,325.18	LINE ITEM TRANSFER	MR
2021 010-510-442	WATER	08/18/2021	210141	13,825.18	15,000.00	1,174.82	LINE ITEM TRANSFER	MR
2021 010-510-450	REP & MAINT. BLDGS	04/28/2021	210059	100,000.00	107,775.21	7,775.21	INCREASE REV & EXP	MR
2021 010-510-450	REP & MAINT. BLDGS	05/26/2021	210068	107,775.21	172,688.21	64,913.00	INCREASE REV & EXP	MR
2021 010-510-495	MISCELLANEOUS	08/04/2021	210117	172,688.21	190,688.21	18,000.00	LINE ITEM TRANSFER	MR
EXPENDITURES - PUBLIC BLDGS			TOTAL AMENDMENTS	1,000.00	900.00	109,683.21		MR
			TOTAL AMENDMENTS	20	20	109,683.21		
2021 010-551-101	SALARIES - CONSTAB	12/09/2020	200130	39,455.29	39,910.49	455.20	FY2020 YEAR END CLEAN UP	MR
2021 010-551-101	SALARIES - CONSTAB	12/09/2020	200145	39,910.49	39,455.29	455.20	REVERSE #200130	MR
2021 010-551-310	OFFICE SUPPLIES	06/24/2021	210092	39,910.49	90.24	39,820.25	LINE ITEM TRANSFER	MR
2021 010-551-330	FUEL AND LUBRICANT	12/09/2020	200130	5,000.00	5,555.87	555.87	FY2020 YEAR END CLEAN UP	MR
2021 010-551-330	FUEL AND LUBRICANT	12/09/2020	200145	5,555.87	5,000.00	555.87	REVERSE #200130	MR
2021 010-551-330	FUEL AND LUBRICANT	06/24/2021	210093	5,000.00	6,495.00	1,495.00	LINE ITEM TRANSFER	MR
2021 010-551-428	FUEL AND LUBRICANT	06/24/2021	210092	5,000.00	60.70	4,939.30	LINE ITEM TRANSFER	MR
2021 010-551-451	AUTO MAINTENANCE	06/24/2021	210093	1,500.00	5.00	1,495.00	LINE ITEM TRANSFER	MR
2021 010-551-495	MISCELLANEOUS	06/24/2021	210092	1,480.00	829.06	650.94	LINE ITEM TRANSFER	MR
EXPENDITURES - CONSTABLE PCT.1			TOTAL AMENDMENTS	9	9	.00		
			TOTAL AMENDMENTS	9	9	.00		
2021 010-552-101	SALARIES - CONSTAB	12/09/2020	200130	39,455.29	39,910.49	455.20	FY2020 YEAR END CLEAN UP	MR
2021 010-552-101	SALARIES - CONSTAB	12/09/2020	200145	39,910.49	39,455.29	455.20	REVERSE #200130	MR
2021 010-552-330	FUEL AND LUBRICANT	07/07/2021	210104	3,500.00	3,000.00	500.00	LINE ITEM TRANSFER	MR
2021 010-552-339	UNIFORMS	02/03/2021	210024	734.90	441.00	293.90	LINE ITEM TRANSFER	MR
2021 010-552-339	UNIFORMS	08/04/2021	210118	400.00	1,175.90	775.90	LINE ITEM TRANSFER	MR
2021 010-552-428	FUEL AND LUBRICANT	02/03/2021	210024	500.00	1,165.10	665.10	LINE ITEM TRANSFER	MR
2021 010-552-451	AUTO MAINTENANCE	04/28/2021	210032	1,000.00	841.96	158.04	LINE ITEM TRANSFER	MR
2021 010-552-495	MISCELLANEOUS	07/07/2021	210104	100.00	600.00	500.00	LINE ITEM TRANSFER	MR
EXPENDITURES - CONSTABLE PCT.2			TOTAL AMENDMENTS	00	00	158.04		MR
			TOTAL AMENDMENTS	10	10	158.04		
2021 010-553-101	SALARIES - CONSTAB	12/09/2020	200130	39,455.29	39,910.49	455.20	FY2020 YEAR END CLEAN UP	MR
2021 010-553-101	SALARIES - CONSTAB	12/09/2020	200145	39,910.49	39,455.29	455.20	REVERSE #200130	MR

ACCOUNT NUMBER	ACCOUNT NAME	DATE	AMDMT NUMBER	OLD BUDGET AMOUNT	AMENDED BUDGET AMOUNT	AMOUNT OF CHANGE	DESCRIPTION	CLK
2021 010-553-201	SOCIAL SECURITY TA	12/09/2020	200130	3,018.33	3,053.19	34.86	FY2020 YEAR END CLEAN UP	MK
2021 010-553-201	SOCIAL SECURITY TA	12/09/2020	200145	3,053.19	3,018.33	34.86-	REVERSE #200130	MK
EXPENDITURES - CONSTABLE PCT.3			TOTAL AMENDMENTS	4	TOTAL CHANGES	.00		
2021 010-554-101	SALARIES - CONSTAB	12/09/2020	200130	39,455.29	39,910.49	455.20	FY2020 YEAR END CLEAN UP	MK
2021 010-554-101	SALARIES - CONSTAB	12/09/2020	200145	39,910.49	39,455.29	455.20-	REVERSE #200130	MK
2021 010-554-201	SOCIAL SECURITY TA	12/09/2020	200130	3,018.33	3,018.33	34.88	FY2020 YEAR END CLEAN UP	MK
2021 010-554-201	SOCIAL SECURITY TA	12/09/2020	200145	3,053.21	3,018.33	34.88-	REVERSE #200130	MK
2021 010-554-428	FUEL & LUBRICANTS-	05/26/2021	210070	1,000.00	280.00	720.00-	LINE ITEM TRANSFER	MK
2021 010-554-495	MISCELLANEOUS	05/26/2021	210070	1,250.00	1,970.00	720.00	LINE ITEM TRANSFER	MK
EXPENDITURES - CONSTABLE PCT.4			TOTAL AMENDMENTS	6	TOTAL CHANGES	.00		
2021 010-580-103	SALARIES - EMPLOYE	12/09/2020	200130	28,448.54	28,822.08	373.54	FY2020 YEAR END CLEAN UP	MK
2021 010-580-103	SALARIES - EMPLOYE	12/09/2020	200145	28,822.08	28,448.54	373.54-	REVERSE #200130	MK
EXPENDITURES - DPS			TOTAL AMENDMENTS	2	TOTAL CHANGES	.00		
2021 010-665-102	SALARIES - APPOINT	12/09/2020	200130	29,109.54	29,442.62	333.08	FY2020 YEAR END CLEAN UP	MK
2021 010-665-102	SALARIES - APPOINT	12/09/2020	200145	29,442.62	29,109.54	333.08-	REVERSE #200130	MK
2021 010-665-103	SALARIES - EMPLOYE	12/09/2020	200130	27,681.22	28,007.55	326.33	FY2020 YEAR END CLEAN UP	MK
2021 010-665-103	SALARIES - EMPLOYE	12/09/2020	200145	28,007.55	27,681.22	326.33-	REVERSE #200130	MK
2021 010-665-201	SOCIAL SECURITY TA	12/09/2020	200130	5,415.49	5,438.71	23.22	FY2020 YEAR END CLEAN UP	MK
2021 010-665-201	SOCIAL SECURITY TA	12/09/2020	200145	5,438.71	5,415.49	23.22-	REVERSE #200130	MK
2021 010-665-427	TRAINING	08/18/2021	210144	4,000.00	5,000.00	1,000.00	LINE ITEM TRANSFER	MK
EXPENDITURES - EXT. SERVICE			TOTAL AMENDMENTS	7	TOTAL CHANGES	1,000.00		
2021 010-671-107	SALARIES - PART TI	12/09/2020	200130	9,276.00	9,777.96	501.96	FY2020 YEAR END CLEAN UP	MK
2021 010-671-107	SALARIES - PART TI	12/09/2020	200145	9,777.96	9,276.00	501.96-	REVERSE #200130	MK
2021 010-671-201	SOCIAL SECURITY TA	12/09/2020	200130	709.61	747.98	38.37	FY2020 YEAR END CLEAN UP	MK
2021 010-671-201	SOCIAL SECURITY TA	12/09/2020	200145	747.98	709.61	38.37-	REVERSE #200130	MK
2021 010-671-203	RETIREMENT CONTRIB	12/09/2020	200130	758.78	789.25	30.47	FY2020 YEAR END CLEAN UP	MK
2021 010-671-203	RETIREMENT CONTRIB	12/09/2020	200145	789.25	758.78	30.47-	REVERSE #200130	MK
2021 010-671-402	CONTRACT SERVICES	12/09/2020	200130	14,000.00	14,065.16	65.16	FY2020 YEAR END CLEAN UP	MK
2021 010-671-402	CONTRACT SERVICES	12/09/2020	200145	14,065.16	14,000.00	65.16-	REVERSE #200130	MK
EXPENDITURES - PCT #1 COLLECT			TOTAL AMENDMENTS	8	TOTAL CHANGES	.00		
2021 010-672-103	SALARIES - EMPLOYE	12/09/2020	200130	4,713.00	4,767.71	54.71	FY2020 YEAR END CLEAN UP	MK
2021 010-672-103	SALARIES - EMPLOYE	12/09/2020	200145	4,767.71	4,713.00	54.71-	REVERSE #200130	MK
2021 010-672-201	SOCIAL SECURITY TA	12/09/2020	200130	360.54	364.62	4.08	FY2020 YEAR END CLEAN UP	MK
2021 010-672-201	SOCIAL SECURITY TA	12/09/2020	200145	364.62	360.54	4.08-	REVERSE #200130	MK
2021 010-672-402	CONTRACT SERVICES	08/18/2021	210143	9,000.00	11,000.00	2,000.00	LINE ITEM TRANSFER	MK
EXPENDITURES - PCT #2 COLLECT			TOTAL AMENDMENTS	5	TOTAL CHANGES	2,000.00		
2021 010-673-103	SALARIES - EMPLOYE	12/09/2020	200130	13,893.00	14,187.32	294.32	FY2020 YEAR END CLEAN UP	MK
2021 010-673-103	SALARIES - EMPLOYE	12/09/2020	200145	14,187.32	13,893.00	294.32-	REVERSE #200130	MK
2021 010-673-201	SOCIAL SECURITY TA	12/09/2020	200130	1,062.81	1,085.32	22.51	FY2020 YEAR END CLEAN UP	MK
2021 010-673-201	SOCIAL SECURITY TA	12/09/2020	200145	1,085.32	1,062.81	22.51-	REVERSE #200130	MK
2021 010-673-203	RETIREMENT CONTRIB	12/09/2020	200130	1,136.45	1,144.09	7.64	FY2020 YEAR END CLEAN UP	MK
2021 010-673-203	RETIREMENT CONTRIB	12/09/2020	200145	1,144.09	1,136.45	7.64-	REVERSE #200130	MK
EXPENDITURES - PCT #3 COLLECT			TOTAL AMENDMENTS	6	TOTAL CHANGES	.00		
2021 010-700-131	TRANSFER TO COUNTY	08/04/2021	210128	2,529.77	2,736.46	206.687	SOFTWARE PURCHASE-HGAC	MK
2021 010-700-131	TRANSFER TO COUNTY	08/04/2021	210130	2,736.46	2,529.77	206.687	REVERSE BA210128	MK
2021 010-700-132	TRANSFER TO COUNTY	08/04/2021	210131	2,529.77	2,323.09	206.687	SOFTWARE PURCHASE-HGAC	MK
2021 010-700-132	TRANSFER TO COUNTY	08/04/2021	210028	2,323.09	2,701.77	378.68	LINE ITEM TRANSFER - UNITFOR	MK
2021 010-700-817	TRANSFER TO FAMILY	10/14/2020	210002	18,410.29	18,410.29	0.00	FROM VOWA TO DA SALARY	MK

ACCOUNT NUMBER	ACCOUNT NAME	DATE	AMDMT NUMBER	OLD BUDGET AMOUNT	AMENDED BUDGET AMOUNT	AMOUNT OF CHANGE	DESCRIPTION	CLK
TOTAL TRANSFERS			TOTAL AMENDMENTS	5	TOTAL CHANGES	123,097.29-		
2021 015-352-400	FORFEITED PROPERTY	08/18/2021	210145	5,000.00-	52,800.00-	47,800.00-	INCREASE REV & EXP	MK
			TOTAL AMENDMENTS	1	TOTAL CHANGES	47,800.00-		
2021 015-560-572	EQUIPMENT - SHERIFF FORFEIT	08/18/2021	210145	1.00	47,800.00	47,800.00	INCREASE REV & EXP	MK
			TOTAL AMENDMENTS	1	TOTAL CHANGES	47,800.00		
2021 017-510-427	TRAINING	08/04/2021	210119	1,000.00	1,000.00-	1,000.00-	LINE ITEM TRANSFER	MK
2021 017-510-457	REPAIR AND MAINTEN	08/04/2021	210119	2,500.00	341.21	2,158.79-	LINE ITEM TRANSFER	MK
2021 017-510-572	EQUIPMENT PURCHASE	08/04/2021	210119	8,000.00	11,158.79	3,158.79	LINE ITEM TRANSFER	MK
			TOTAL AMENDMENTS	3	TOTAL CHANGES	1,000.00-		
2021 021-320-000	SPECIAL ROAD TAX	06/24/2021	210096	571,847.00-	599,447.00-	27,600.00-	INCREASE REV & EXP	MK
			TOTAL AMENDMENTS	1	TOTAL CHANGES	27,600.00-		
2021 021-380-200	FINANCING ISSURANC	04/28/2021	210060	1.00	279,508.00-	279,508.00-	INCREASE REVENUE & EXPENSE	MK
			TOTAL AMENDMENTS	1	TOTAL CHANGES	279,508.00-		
2021 021-621-103	SALARIES - EMPLOYE	04/28/2021	210053	266,510.45	251,510.45	15,000.00-	LINE ITEM TRANSFER	MK
2021 021-621-107	SALARIES-EXTRA HEL	04/28/2021	210053	20,000.00	33,350.00	13,350.00	LINE ITEM TRANSFER	MK
2021 021-621-110	SALARIES - COMP TI	04/28/2021	210053	1,650.00	1,650.00	1,650.00	LINE ITEM TRANSFER	MK
2021 021-621-310	OFFICE SUPPLIES	02/03/2021	210026	150.00	630.00	1,500.00	LINE ITEM TRANSFER	MK
2021 021-621-310	OFFICE SUPPLIES	03/17/2021	210035	650.00	1,835.00	1,185.00	LINE ITEM TRANSFER	MK
2021 021-621-335	ROAD & BRIDGE MATE	11/12/2020	210007	726,694.00	715,765.20	10,928.80-	R&B TRANS TO CTFG	MK
2021 021-621-440	ELECTRICITY	08/18/2021	210149	1,200.00	2,000.00	10,800.00	LINE ITEM TRANSFER	MK
2021 021-621-450	REPAIR & MAINT BLD	02/03/2021	210025	20,100.00	20,000.00	20,000.00	LINE ITEM TRANSFER	MK
2021 021-621-461	MACHINERY RENTAL	03/31/2021	210041	18,100.00	18,100.00	2,000.00-	LINE ITEM TRANSFER	MK
2021 021-621-461	MACHINERY RENTAL	06/24/2021	210095	30,000.00	3,000.00	15,100.00-	LINE ITEM TRANSFER	MK
2021 021-621-472	APPRAISAL DIST SPE	06/24/2021	210094	30,000.00	23,500.00	6,500.00-	LINE ITEM TRANSFER	MK
2021 021-621-481	DUES & SUBS	03/31/2021	210042	400.00	477.50	77.50	LINE ITEM TRANSFER	MK
2021 021-621-495	MISCELLANEOUS EXPE	02/03/2021	210026	10,342.00	9,842.00	500.00-	LINE ITEM TRANSFER	MK
2021 021-621-495	MISCELLANEOUS EXPE	03/31/2021	210042	9,842.00	9,764.50	77.50-	LINE ITEM TRANSFER	MK
2021 021-621-571	EQUIPMENT PURCHASE	04/28/2021	210060	50,000.00	329,508.00	279,508.00	LINE ITEM TRANSFER	MK
2021 021-621-571	EQUIPMENT PURCHASE	06/24/2021	210094	329,508.00	336,008.00	16,500.00	LINE ITEM TRANSFER	MK
2021 021-621-571	EQUIPMENT PURCHASE	06/24/2021	210095	336,008.00	351,108.00	15,100.00	LINE ITEM TRANSFER	MK
2021 021-621-571	EQUIPMENT PURCHASE	06/24/2021	210096	351,108.00	378,708.00	27,600.00	LINE ITEM TRANSFER	MK
2021 021-621-571	EQUIPMENT PURCHASE	07/07/2021	210105	378,708.00	444,358.00	65,650.00	LINE ITEM TRANSFER	MK
2021 021-621-577	SHOP EQUIPMENT	03/31/2021	210041	1,500.00	3,500.00	2,000.00	LINE ITEM TRANSFER	MK
2021 021-621-577	SHOP EQUIPMENT	08/04/2021	210120	3,500.00	11,000.00	7,500.00	LINE ITEM TRANSFER	MK
2021 021-621-800	CONTINGENCY	02/03/2021	210025	109,185.00	89,185.00	20,000.00-	LINE ITEM TRANSFER	MK
2021 021-621-800	CONTINGENCY	03/17/2021	210035	89,185.00	88,000.00	1,185.00-	LINE ITEM TRANSFER	MK
2021 021-621-800	CONTINGENCY	07/07/2021	210105	88,000.00	22,350.00	65,650.00-	LINE ITEM TRANSFER	MK
2021 021-621-800	CONTINGENCY	08/04/2021	210120	22,350.00	14,850.00	7,500.00-	LINE ITEM TRANSFER	MK
2021 021-621-800	CONTINGENCY	08/18/2021	210149	14,850.00	14,050.00	800.00-	LINE ITEM TRANSFER	MK
			TOTAL AMENDMENTS	26	TOTAL CHANGES	296,179.20		
2021 021-700-816	TRANSFER TO CTFG	11/12/2020	210007	1.00	10,928.80	10,928.80	R&B TRANS TO CTFG	MK
			TOTAL AMENDMENTS	1	TOTAL CHANGES	10,928.80		
2021 022-367-000	DONATIONS - GENERA	12/09/2020	210012	1.00	3,347.00-	3,347.00-	INCREASE REV & EXP	MK
			TOTAL AMENDMENTS	1	TOTAL CHANGES	3,347.00-		
2021 022-370-100	ROAD DAMAGE PAYMEN	01/22/2021	210021	1.00	4,156.20-	4,156.20-	INCREASE REVENUE & EXPENSE	MK
			TOTAL AMENDMENTS	1	TOTAL CHANGES	4,156.20-		

ACCOUNT NUMBER	ACCOUNT NAME	DATE	AMDMT NUMBER	OLD BUDGET AMOUNT	AMENDED BUDGET AMOUNT	AMOUNT OF CHANGE	DESCRIPTION	CLK
2021 022-622-335	ROAD & BRIDGE MATE	11/12/2020	210007	1,269,523.00	1,256,341.00	13,182.00-	R&B TRANS TO CIFG	MK
2021 022-622-335	ROAD & BRIDGE MATE	12/09/2020	210012	1,256,341.00	1,259,688.00	3,347.00	INCREASE REV & EXP	MK
2021 022-622-335	ROAD & BRIDGE MATE	01/22/2021	210021	1,259,688.00	1,263,844.20	4,156.20	INCREASE REVENUE & EXPENSE	MK
2021 022-622-335	ROAD & BRIDGE MATE	06/09/2021	210080	1,263,844.20	1,363,844.20	100,000.00	LINE ITEM TRANSFER	MK
2021 022-622-495	SUBSCRIPTIONS/DUES	03/17/2021	210036	425.00	525.00	100.00	LINE ITEM TRANSFER	MK
2021 022-622-495	MISCELLANEOUS EXPE	03/17/2021	210036	2,000.00	1,900.00	100.00-	LINE ITEM TRANSFER	MK
2021 022-622-571	EQUIPMENT PURCHASE	10/14/2020	210003	100,000.00	123,977.42	23,977.42	LINE ITEM TRANSFER	MK
2021 022-622-800	CONTINGENCY	10/14/2020	210080	135,999.58	111,999.58	23,999.00-	LINE ITEM TRANSFER	MK
2021 022-622-800	CONTINGENCY	06/09/2021	210080	111,999.58	111,999.58	100,000.00-	LINE ITEM TRANSFER	MK
EXPENDITURES - R & B PCT.2			TOTAL AMENDMENTS	9	TOTAL CHANGES	5,678.80-		
2021 022-700-816	TRANSFER TO CIFG	11/12/2020	210007	1.00	13,182.00	13,182.00	R&B TRANS TO CIFG	MK
EXPENDITURES - RB#2 TRANSFERS			TOTAL AMENDMENTS	1	TOTAL CHANGES	13,182.00		
2021 023-367-000	DONATIONS - GENERA	10/28/2020	210004	.00	4,300.00-	4,300.00-	INCREASE REV & EXP	MK
2021 023-367-000	DONATIONS - GENERA	12/09/2020	210013	4,300.00-	11,300.00-	7,000.00-	INCREASE REV & EXP	MK
2021 023-367-000	DONATIONS - GENERA	03/31/2021	210047	11,300.00-	36,300.00-	25,000.00-	INCREASE REV & EXP	MK
2021 023-367-000	DONATIONS - GENERA	04/28/2021	210063	36,300.00-	101,300.00-	65,000.00-	INCREASE REVENUE & EXPENSE	MK
2021 023-367-000	DONATIONS - GENERA	05/26/2021	210073	101,300.00-	117,800.00-	16,500.00-	INCREASE REV & EXP	MK
EXPENDITURES - R & B PCT.3			TOTAL AMENDMENTS	5	TOTAL CHANGES	117,800.00-		
2021 023-370-102	INSURANCE PROCEEDS	04/28/2021	210061	.00	3,706.84-	3,706.84-	INCREASE REVENUE & EXPENSE	MK
2021 023-370-102	INSURANCE PROCEEDS	05/26/2021	210076	3,706.84-	8,208.31-	4,501.47-	INCREASE REV & EXP	MK
EXPENDITURES - RB#3 TRANSFERS			TOTAL AMENDMENTS	2	TOTAL CHANGES	8,208.31-		
2021 023-371-100	OTHER MISC. REVENU	04/28/2021	210062	1.00	1,000.00-	1,000.00-	INCREASE REVENUE & EXPENSE	MK
EXPENDITURES - R & B PCT.3			TOTAL AMENDMENTS	1	TOTAL CHANGES	1,000.00-		
2021 023-623-110	SALARIES - COMP TI	04/28/2021	210062	10,000.00	11,000.00	1,000.00	INCREASE REVENUE & EXPENSE	MK
2021 023-623-310	OFFICE SUPPLIES	07/21/2021	210111	100.00	105.00	5.00	LINE ITEM TRANSFER	MK
2021 023-623-310	OFFICE SUPPLIES	08/18/2021	210147	105.00	205.00	100.00	LINE ITEM TRANSFER	MK
2021 023-623-335	ROAD & BRIDGE MATE	10/12/2020	210004	812,781.74	817,081.74	4,300.00	INCREASE REV & EXP	MK
2021 023-623-335	ROAD & BRIDGE MATE	11/12/2020	210007	817,081.74	805,965.50	11,116.24-	R&B TRANS TO CIFG	MK
2021 023-623-335	ROAD & BRIDGE MATE	12/09/2020	210013	805,965.50	812,965.50	7,000.00	INCREASE REV & EXP	MK
2021 023-623-335	ROAD & BRIDGE MATE	03/31/2021	210047	812,965.50	837,965.50	25,000.00	INCREASE REVENUE & EXPENSE	MK
2021 023-623-335	ROAD & BRIDGE MATE	04/28/2021	210063	837,965.50	902,965.50	65,000.00	INCREASE REVENUE & EXPENSE	MK
2021 023-623-335	ROAD & BRIDGE MATE	05/26/2021	210075	902,965.50	919,465.50	16,500.00	INCREASE REVENUE & EXPENSE	MK
2021 023-623-451	REPAIR & MAINT-MAC	04/28/2021	210061	74,225.44	77,932.28	3,706.84	INCREASE REVENUE & EXPENSE	MK
2021 023-623-451	REPAIR & MAINT-MAC	05/26/2021	210076	77,932.28	82,433.75	4,501.47	INCREASE REV & EXP	MK
2021 023-623-481	DUES/SUBSCRIPTION	03/17/2021	210037	400.00	477.50	77.50	LINE ITEM TRANSFER	MK
2021 023-623-495	MISCELLANEOUS EXPE	03/17/2021	210037	5,000.00	4,922.50	77.50-	LINE ITEM TRANSFER	MK
2021 023-623-495	MISCELLANEOUS EXPE	07/21/2021	210111	4,922.50	4,917.50	5.00-	LINE ITEM TRANSFER	MK
2021 023-623-495	MISCELLANEOUS EXPE	08/18/2021	210147	4,917.50	4,817.50	100.00-	LINE ITEM TRANSFER	MK
EXPENDITURES - R & B PCT.3			TOTAL AMENDMENTS	15	TOTAL CHANGES	115,892.07		
2021 023-700-816	TRANSFER TO CIFG	11/12/2020	210007	.00	11,116.24	11,116.24	R&B TRANS TO CIFG	MK
EXPENDITURES - RB#3 TRANSFERS			TOTAL AMENDMENTS	1	TOTAL CHANGES	11,116.24		
2021 024-320-000	SPECIAL ROAD TAX	06/09/2021	210081	575,402.00-	598,202.00-	22,800.00-	INCREASE TO REVENUE & EXPEN	MK
EXPENDITURES - RB#3 TRANSFERS			TOTAL AMENDMENTS	1	TOTAL CHANGES	22,800.00-		
2021 024-367-000	GENERAL CONTRIBUTI	12/09/2020	210014	.00	14,360.00-	14,360.00-	INCREASE REV & EXP	MK
2021 024-367-000	GENERAL CONTRIBUTI	12/09/2020	210015	14,360.00-	56,755.36-	42,395.36-	INCREASE REV & EXP	MK
EXPENDITURES - R & B PCT.3			TOTAL AMENDMENTS	2	TOTAL CHANGES	56,755.36-		

ACCOUNT NUMBER	ACCOUNT NAME	DATE	AMDMT NUMBER	OLD BUDGET AMOUNT	AMENDED BUDGET AMOUNT	AMOUNT OF CHANGE	DESCRIPTION	CLK
2021 024-370-100	ROAD DAMAGE PAYMEN	10/28/2020	210005	1.00	35,400.00-	35,400.00-	INCREASE REV & EXP	MR
	TOTAL AMENDMENTS				35,400.00-			
2021 024-624-107	SALARIES-EXTRA HEL	08/04/2021	210121	30,000.00	28,000.00	2,000.00-	LINE ITEM TRANSFER	MR
2021 024-624-110	SALARIES - COMP TI	04/28/2021	210054	3,000.00	3,000.00	0.00	LINE ITEM TRANSFER	MR
2021 024-624-110	SALARIES - COMP TI	08/04/2021	210121	3,000.00	3,000.00	0.00	LINE ITEM TRANSFER	MR
2021 024-624-202	GROUP INSURANCE	04/28/2021	210034	72,020.88	69,020.88	3,000.00-	LINE ITEM TRANSFER	MR
2021 024-624-202	GROUP INSURANCE	06/09/2021	210082	69,020.88	59,020.88	10,000.00-	LINE ITEM TRANSFER	MR
2021 024-624-330	FUEL & LUBRICANTS	03/03/2021	210029	55,000.00	52,500.00	2,500.00-	LINE ITEM TRANSFER	MR
2021 024-624-330	FUEL & LUBRICANTS	04/28/2021	210055	52,500.00	49,500.00	3,000.00-	LINE ITEM TRANSFER	MR
2021 024-624-330	FUEL & LUBRICANTS	06/09/2021	210082	49,500.00	44,472.82	5,027.18-	LINE ITEM TRANSFER	MR
2021 024-624-335	ROAD & BRIDGE MAINT	11/12/2020	210007	777,179.00	766,470.24	10,708.76-	R&B TRANS TO CIFG	MR
2021 024-624-335	ROAD & BRIDGE MAINT	11/25/2020	210010	766,470.24	650,390.24	116,080.00-	LINE ITEM TRANSFER	MR
2021 024-624-335	ROAD & BRIDGE MAINT	12/09/2020	210014	650,390.24	664,750.24	14,360.00	INCREASE REV & EXP	MR
2021 024-624-335	ROAD & BRIDGE MAINT	12/09/2020	210015	664,750.24	707,145.60	42,395.36-	INCREASE REV & EXP	MR
2021 024-624-335	ROAD & BRIDGE MAINT	03/03/2021	210082	707,145.60	703,245.60	4,900.00-	LINE ITEM TRANSFER	MR
2021 024-624-340	SHOP SUPPLIES & TO	03/03/2021	210029	7,250.00	10,750.00	3,500.00	LINE ITEM TRANSFER	MR
2021 024-624-340	SHOP SUPPLIES & TO	04/28/2021	210035	7,750.00	9,000.00	1,250.00	LINE ITEM TRANSFER	MR
2021 024-624-442	WATER	03/31/2021	210043	500.00	400.00	100.00-	LINE ITEM TRANSFER	MR
2021 024-624-492	APPRAISAL DIST SPE	06/09/2021	210082	28,000.00	24,000.00	4,000.00-	LINE ITEM TRANSFER	MR
2021 024-624-492	MISCELLANEOUS EXPE	03/31/2021	210043	5,000.00	4,600.00	400.00-	LINE ITEM TRANSFER	MR
2021 024-624-571	EQUIPMENT PURCHASE	11/25/2020	210010	224,000.00	224,000.00	0.00	LINE ITEM TRANSFER	MR
2021 024-624-571	EQUIPMENT PURCHASE	06/09/2021	210081	224,000.00	246,800.00	22,800.00	INCREASE TO REVENUE & EXPEN	MR
2021 024-624-571	EQUIPMENT PURCHASE	06/09/2021	210082	246,800.00	269,727.18	22,927.18	LINE ITEM TRANSFER	MR
2021 024-624-800	CONTINGENCY	11/25/2020	210010	107,920.00	107,920.00	0.00	LINE ITEM TRANSFER	MR
	TOTAL AMENDMENTS			23	104,246.60			
2021 024-700-816	TRANSFER TO CIFG	11/12/2020	210007	1.00	10,708.76	10,708.76	R&B TRANS TO CIFG	MR
	TOTAL AMENDMENTS				10,708.76			
2021 035-352-400	GRANT PROCEEDS	01/21/2021	210020	47,500.00-	45,125.00-	2,375.00	CORRECT BUDGET TO MATCH AME SH	SH
	TOTAL AMENDMENTS			1	45,125.00-			
2021 035-476-310	OFFICE SUPPLIES	01/21/2021	210020	1,500.00	1,625.00	1,25.00	CORRECT BUDGET TO MATCH AME SH	SH
2021 035-476-427	TRAINING	01/21/2021	210020	2,500.00	1,625.00	875.00-	CORRECT BUDGET TO MATCH AME SH	SH
	TOTAL AMENDMENTS			2	1,625.00			
2021 036-352-400	FORFEITED PROPERTY	11/12/2020	210006	15,039.00-	19,039.16-	4,039.16-	INCREASE REV & EXP	MR
2021 036-352-400	FORFEITED PROPERTY	11/12/2020	210009	19,039.16-	21,643.35-	2,604.19-	INCREASE REV & EXP	MR
2021 036-352-400	FORFEITED PROPERTY	01/22/2021	210022	21,643.35-	29,870.39-	7,422.04-	INCREASE REVENUE & EXPENSE	MR
2021 036-352-400	FORFEITED PROPERTY	01/22/2021	210023	29,870.39-	30,150.39-	280.00-	INCREASE REVENUE & EXPENSE	MR
2021 036-352-400	FORFEITED PROPERTY	02/03/2021	210027	30,150.39-	30,724.39-	574.00-	INCREASE REV & EXP	MR
2021 036-352-400	FORFEITED PROPERTY	03/03/2021	210030	30,724.39-	31,253.22-	528.83-	INCREASE REVENUE & EXPENSE	MR
2021 036-352-400	FORFEITED PROPERTY	03/17/2021	210039	31,253.22-	83,665.50-	52,412.28-	INCREASE REVENUE & EXPENSE	MR
2021 036-352-400	FORFEITED PROPERTY	03/17/2021	210040	83,665.50-	87,165.50-	3,500.00-	INCREASE TO REVENUE & EXPEN	MR
2021 036-352-400	FORFEITED PROPERTY	06/09/2021	210083	87,165.50-	87,605.36-	439.86-	INCREASE TO REVENUE & EXPEN	MR
2021 036-352-400	FORFEITED PROPERTY	06/09/2021	210084	87,605.36-	88,105.36-	500.00-	INCREASE TO REVENUE & EXPEN	MR
2021 036-352-400	FORFEITED PROPERTY	06/09/2021	210085	88,105.36-	88,341.36-	236.00-	INCREASE TO REVENUE & EXPEN	MR
2021 036-352-400	FORFEITED PROPERTY	08/18/2021	210148	88,341.36-	91,341.36-	3,000.00-	INCREASE REV & EXP	MR
	TOTAL AMENDMENTS			13	106,341.36-			
2021 036-476-471	DISTRIBUTION TO OT	11/12/2020	210006	1,891.90	1,891.90	0.00	INCREASE REV & EXP	MR
2021 036-476-471	DISTRIBUTION TO OT	11/12/2020	210009	1,891.90	3,233.61	1,341.71	INCREASE REV & EXP	MR

ACCOUNT NUMBER	ACCOUNT NAME	DATE	AMDMT NUMBER	OLD BUDGET AMOUNT	AMENDED BUDGET AMOUNT	AMOUNT OF CHANGE	DESCRIPTION	CLK
2021 036-476-471	DISTRIBUTION TO OT	01/22/2021	210022	3,233.61	9,409.65	6,176.04	INCREASE REVENUE & EXPENSE	MK
2021 036-476-471	DISTRIBUTION TO OT	03/17/2021	210039	9,409.65	36,696.67	26,847.16	INCREASE REVENUE & EXPENSE	MK
2021 036-476-471	DISTRIBUTION TO OT	06/09/2021	210083	36,696.67	37,696.81	1,439.86	INCREASE REV & EXP	MK
2021 036-476-480	LITIGATION EXPENSE	11/12/2020	210006	.00	500.00	500.00	INCREASE REVENUE & EXPENSE	MK
2021 036-476-480	LITIGATION EXPENSE	01/22/2021	210022	500.00	1,000.00	500.00	INCREASE REVENUE & EXPENSE	MK
2021 036-476-480	LITIGATION EXPENSE	01/22/2021	210023	1,000.00	1,350.00	350.00	INCREASE TO REVENUE & EXPEN	MK
2021 036-476-481	COURT COSTS	06/09/2021	210084	1,350.00	1,830.00	500.00	INCREASE REV & EXP	MK
2021 036-476-481	COURT COSTS	11/12/2020	210006	.00	368.00	368.00	INCREASE REVENUE & EXP	MK
2021 036-476-481	COURT COSTS	11/12/2020	210009	368.00	736.00	368.00	INCREASE REVENUE & EXP	MK
2021 036-476-481	COURT COSTS	01/22/2021	210022	736.00	1,482.00	746.00	INCREASE REVENUE & EXPENSE	MK
2021 036-476-481	COURT COSTS	01/22/2021	210023	1,482.00	1,937.00	455.00	INCREASE REV & EXP	MK
2021 036-476-481	COURT COSTS	03/03/2021	210030	1,937.00	2,511.00	574.00	INCREASE REVENUE & EXPENSE	MK
2021 036-476-481	COURT COSTS	03/17/2021	210039	2,511.00	2,796.00	285.00	INCREASE TO REVENUE & EXPEN	MK
2021 036-476-481	COURT COSTS	06/09/2021	210085	2,796.00	3,032.00	236.00	INCREASE REV & EXP	MK
2021 036-476-482	RETURN TO RESPONDE	02/03/2021	210027	280.00	280.00	.00	INCREASE REVENUE & EXP	MK
2021 036-476-482	RETURN TO RESPONDE	03/17/2021	210039	280.00	7,662.00	7,382.00	INCREASE REVENUE & EXP	MK
2021 036-476-495	MISC. EXPENDITURES	11/12/2020	210009	1,000.00	1,894.48	894.48	INCREASE REV & EXP	MK
2021 036-476-495	MISC. EXPENDITURES	03/03/2021	210031	1,894.48	2,423.31	528.83	INCREASE REVENUE & EXP	MK
2021 036-476-495	MISC. EXPENDITURES	03/17/2021	210039	2,423.31	20,321.43	17,898.12	INCREASE REVENUE & EXPENSE	MK
2021 036-476-495	MISC. EXPENDITURES	03/17/2021	210040	20,321.43	22,821.43	2,500.00	INCREASE REVENUE & EXPENSE	MK
2021 036-476-571	VEHICLE PURCHASES/	08/18/2021	210148	.00	18,000.00	18,000.00	INCREASE REV & EXP	MK
	DA FOREP II		TOTAL AMENDMENTS	23	TOTAL CHANGES	90,062.10		
2021 057-403-407	SCANNING/IMAGING	04/15/2021	210050	200,000.00	150,000.00	50,000.00-	LINE ITEM TRANSFER	MK
2021 057-403-462	OFFICE EQUIPMENT	04/15/2021	210050	.00	50,000.00	50,000.00	LINE ITEM TRANSFER	MK
	COUNTY CLERK		TOTAL AMENDMENTS	2	TOTAL CHANGES	.00		
2021 059-340-405	RECORDS ARCHIVE FE	05/13/2021	210066	110,000.00-	165,000.00-	55,000.00-	INCREASE REV & EXP	MK
			TOTAL AMENDMENTS	1	TOTAL CHANGES	55,000.00-		
2021 059-403-407	MICROFILMING/IMAGI	05/13/2021	210066	200,000.00	255,000.00	55,000.00	INCREASE REV & EXP	MK
			TOTAL AMENDMENTS	1	TOTAL CHANGES	55,000.00		
2021 088-330-121	GRANT PROCEEDS FCS	07/21/2021	210112	.00	21,964.75-	21,964.75-	INCREASE REV & EXP	MK
			TOTAL AMENDMENTS	1	TOTAL CHANGES	21,964.75-		
2021 088-670-403	GRANT ADMINISTRATI	05/26/2021	210071	50,225.00	27,114.00	23,111.00-	LINE ITEM TRANSFER	MK
2021 088-670-535	CAPITAL OULAY - OT	05/26/2021	210071	1,004,493.00	615,479.00	389,014.00-	LINE ITEM TRANSFER	MK
	CONSERVAT		TOTAL AMENDMENTS	2	TOTAL CHANGES	412,125.00-		
2021 088-671-403	GRANT ADMIN COST C	05/26/2021	210071	.00	11,555.00	11,555.00	LINE ITEM TRANSFER	MK
2021 088-671-535	CONSTRUCTION - CCI	05/26/2021	210071	194,507.00	194,507.00	194,507.00	LINE ITEM TRANSFER	MK
2021 088-671-535	CONSTRUCTION - CCI	07/21/2021	210112	194,507.00	216,471.75	21,964.75	INCREASE REV & EXP	MK
	CEEDAR CREEK 129		TOTAL AMENDMENTS	3	TOTAL CHANGES	228,026.75		
2021 088-672-403	GRANT ADMIN - CCI3	05/26/2021	210071	.00	11,556.00	11,556.00	LINE ITEM TRANSFER	MK
2021 088-672-535	CONSTRUCTION	05/26/2021	210071	194,507.00	194,507.00	194,507.00	LINE ITEM TRANSFER	MK
	CEEDAR CREEK 136		TOTAL AMENDMENTS	2	TOTAL CHANGES	206,063.00		
2021 131-390-010	TRANSFER FROM GENE	08/04/2021	210128	2,529,779.00-	2,736,466.00-	206,687.00-	SOFTWARE PURCHASE-HGAC	MK
2021 131-390-010	TRANSFER FROM GENE	08/04/2021	210130	2,736,466.00-	2,529,779.00-	206,687.00	REVERSE BA210128	MK
2021 131-390-010	TRANSFER FROM GENE	08/04/2021	210131	2,529,779.00-	2,323,092.00-	206,687.00	SOFTWARE PURCHASE-HGAC	MK
			TOTAL AMENDMENTS	3	TOTAL CHANGES	206,687.00		
2021 131-512-103	SALARIES - EMPLOYE	08/04/2021	210123	1,175,543.83	1,075,543.83	100,000.00-	LINE ITEM TRANSFER	MK

ACCOUNT NUMBER ACCOUNT NAME DATE AMOUNT OLD BUDGET AMENDED BUDGET AMOUNT OF DESCRIPTION

2021	131-512-103	SALARIES - EMPLOYE	08/04/2021	210129	1,075	543.83	868,856.83	206,687.00-	SOFTWARE PURCHASE-HGAC	MR
2021	131-512-110	SALARIES - COMP TI	08/04/2021	210123	77,250.00	0.00	177,250.00	100,000.00	LINE ITEM TRANSFER	MR
2021	131-512-334	OTHER JAIL SUPPLIE	08/18/2021	210142	2,000.00	0.00	4,000.00	2,000.00	LINE ITEM TRANSFER	MR
2021	131-512-339	UNIFORMS	05/26/2021	210072	3,500.00	0.00	3,500.00	2,000.00-	LINE ITEM TRANSFER	MR
2021	131-512-339	UNIFORMS	05/26/2021	210073	3,500.00	0.00	3,200.00	2,000.00-	LINE ITEM TRANSFER	MR
2021	131-512-483	BONDING	05/26/2021	210073	300.00	0.00	300.00	300.00	LINE ITEM TRANSFER	MR
2021	131-512-495	MISCELLANEOUS	05/26/2021	210072	1,800.00	0.00	3,800.00	2,000.00-	LINE ITEM TRANSFER	MR
2021	131-512-571	EQUIPMENT	08/04/2021	210122	50,000.00	0.00	48,000.00	2,000.00-	LINE ITEM TRANSFER	MR
2021	131-512-571	EQUIPMENT	08/18/2021	210149	48,000.00	0.00	46,000.00	2,000.00-	LINE ITEM TRANSFER	MR
EXPENDITURES - VZC JAIL				TOTAL AMENDMENTS	11	TOTAL	CHANGES	206,687.00-		

2021	132-364-100	SALE OF PROPERTY	04/28/2021	210084	26,507.72-	0.00	26,507.72-	26,507.72-	INCREASE REVENUE & EXPENSE	MR
2021	132-364-100	SALE OF PROPERTY	06/09/2021	210086	26,507.72-	0.00	66,549.21-	40,041.49-	INCREASE TO REVENUE & EXPEN	MR
				TOTAL AMENDMENTS	2	TOTAL	CHANGES	66,549.21-		
2021	132-367-000	GENERAL DONATION V	07/21/2021	210113	1.00	0.00	36,859.88-	36,859.88-	INCREASE REV & EXP	MR
				TOTAL AMENDMENTS	1	TOTAL	CHANGES	36,859.88-		

2021	132-370-100	SCRAP METAL	06/09/2021	210087	1,440.00	0.00	1,432.85-	1,432.85-	INCREASE TO REVENUE & EXPEN	MR
2021	132-370-104	INSURANCE PROCEEDS	03/03/2021	210032	30,204.10-	0.00	30,204.10-	30,204.10-	INCREASE REV & EXP	MR
2021	132-370-104	INSURANCE PROCEEDS	06/09/2021	210088	67,774.10-	0.00	67,774.10-	37,570.00-	INCREASE TO REVENUE & EXPEN	MR
2021	132-370-104	INSURANCE PROCEEDS	08/04/2021	210127	78,898.25-	0.00	78,898.25-	11,124.15-	INCREASE REV & EXP	MR
				TOTAL AMENDMENTS	4	TOTAL	CHANGES	80,331.10-		

2021	132-390-010	TRANSFER FROM GENE	02/03/2021	210028	2,599.778	0.00-	2,701,778.00-	102,000.00-	LINE ITEM TRANSFER - UNIFOR	MR
				TOTAL AMENDMENTS	1	TOTAL	CHANGES	102,000.00-		

2021	132-560-103	SALARIES - EMPLOYE	04/28/2021	210058	1,440.00	682.48	1,440.00	40,597.60-	LINE ITEM TRANSFER	MR
2021	132-560-103	SALARIES - EMPLOYE	07/07/2021	210106	1,440.00	884.88	1,144.00	256,000.00-	LINE ITEM TRANSFER	MR
2021	132-560-110	SALARIES - COMP TI	04/28/2021	210058	103,000.00	0.00	1,143,597.60	40,597.60	LINE ITEM TRANSFER	MR
2021	132-560-110	SALARIES - COMP TI	08/04/2021	210124	143,597.60	0.00	188,597.60	45,000.00-	LINE ITEM TRANSFER	MR
2021	132-560-202	GROUP INSURANCE	08/04/2021	210124	328,095.12	0.00	283,095.12	45,000.00-	LINE ITEM TRANSFER	MR
2021	132-560-330	FUEL/LUBRICANTS	03/31/2021	210045	130,000.00	0.00	115,000.00	15,000.00-	LINE ITEM TRANSFER	MR
2021	132-560-337	LAW ENFORCEMENT SU	08/04/2021	210125	16,500.00	0.00	23,630.00	7,130.00	LINE ITEM TRANSFER	MR
2021	132-560-339	LAW ENFORCEMENT SU	08/18/2021	210130	23,630.00	0.00	30,760.00	7,130.00	LINE ITEM TRANSFER	MR
2021	132-560-402	CONTRACT SERVICES	02/03/2021	210028	7,500.00	0.00	97,500.00	90,000.00	LINE ITEM TRANSFER	MR
2021	132-560-454	AUTOMOTIVE MAINTEN	08/04/2021	210127	650.00	0.00	12,650.00	12,000.00	LINE ITEM TRANSFER	MR
2021	132-560-456	TIRES & TUBES	08/04/2021	210057	50,000.00	0.00	54,003.00	4,946.05-	INCREASE REV & EXP	MR
2021	132-560-456	TIRES & TUBES	08/18/2021	210125	21,053.95	0.00	21,053.95	7,130.00-	LINE ITEM TRANSFER	MR
2021	132-560-456	TIRES & TUBES	08/18/2021	210150	13,923.95	0.00	13,923.95	7,130.00-	LINE ITEM TRANSFER	MR
2021	132-560-458	RADTO REPAIR	04/28/2021	210057	10,946.05	0.00	10,946.05	946.05-	LINE ITEM TRANSFER	MR
2021	132-560-483	BONDING	05/26/2021	210074	15,000.00	0.00	15,000.00	150.00-	LINE ITEM TRANSFER	MR
2021	132-560-495	MISCELLANEOUS	05/26/2021	210074	14,850.00	0.00	14,850.00	150.00-	LINE ITEM TRANSFER	MR
2021	132-560-495	MISCELLANEOUS	08/04/2021	210126	15,800.00	0.00	16,750.00	950.00-	LINE ITEM TRANSFER	MR
2021	132-560-571	EQUIPMENT PURCHASE	03/31/2021	210113	12,000.00	0.00	12,000.00	10,000.00-	LINE ITEM TRANSFER	MR
2021	132-560-575	SHERIFF'S AUTO PUR	03/31/2021	210032	30,204.10	0.00	30,204.10	36,839.88	INCREASE REV & EXP	MR
2021	132-560-575	SHERIFF'S AUTO PUR	03/31/2021	210044	40,204.10	0.00	40,204.10	10,000.00	LINE ITEM TRANSFER	MR
2021	132-560-575	SHERIFF'S AUTO PUR	03/31/2021	210045	55,204.10	0.00	55,204.10	15,000.00	LINE ITEM TRANSFER	MR
2021	132-560-575	SHERIFF'S AUTO PUR	04/28/2021	210064	81,711.82	0.00	81,711.82	26,507.72-	INCREASE REVENUE & EXPENSE	MR
2021	132-560-575	SHERIFF'S AUTO PUR	06/09/2021	210086	121,753.31	0.00	121,753.31	40,041.49-	INCREASE TO REVENUE & EXPEN	MR
2021	132-560-575	SHERIFF'S AUTO PUR	06/09/2021	210087	121,753.31	0.00	123,186.16	1,432.85	INCREASE TO REVENUE & EXPEN	MR

ACCOUNT NUMBER	ACCOUNT NAME	DATE	AMDMT NUMBER	OLD BUDGET AMOUNT	AMENDED BUDGET AMOUNT	AMOUNT OF CHANGE	DESCRIPTION	CLK
2021	132-560-575 SHERIFF'S AUTO PUR	06/09/2021	210088	123,186.16	160,756.16	37,570.00	INCREASE TO REVENUE & EXPEN	MR
2021	132-560-575 SHERIFF'S AUTO PUR	07/07/2021	210106	160,756.16	416,756.16	256,000.00	LINE ITEM TRANSFER	MR
2021	132-560-575 SHERIFF'S AUTO PUR	08/04/2021	210106	416,756.16	416,806.16	950.00	LINE ITEM TRANSFER	MR
2021	132-560-575 SHERIFF'S AUTO PUR	08/18/2021	210127	416,806.16	422,927.31	7,121.15	INCREASE REV & EXP	MR
2021	132-560-588 INTEREST ON DEBT P	04/28/2021	210056	9,851.53	9,977.31	950.00	LINE ITEM TRANSFER	MR
2021	132-560-588 EQUIPMENT PAYMENTS	04/28/2021	210056	177,564.43	177,888.41	36.88	LINE ITEM TRANSFER	MR
2021	EXPENDITURES - SHERIFF OFFICE		TOTAL AMENDMENTS	34	177,521.55	285,740.19		MR
2021	400-333-120 GRANT PROCEEDS TSC	04/28/2021	210065	.00	261,250.00	261,250.00	INCREASE REVENUE & EXPENSE	MR
2021	400-333-122 CONTRIBUTION FRUIT	04/28/2021	210065	.00	13,750.00	13,750.00	INCREASE REVENUE & EXPENSE	MR
2021	400-591-403 GRANT ADMNTNSTRATT	04/28/2021	210065	.00	30,250.00	30,250.00	INCREASE REVENUE & EXPENSE	MR
2021	400-591-419 ENGINEERING/ARCH C	04/28/2021	210065	.00	40,000.00	40,000.00	INCREASE REVENUE & EXPENSE	MR
2021	400-591-495 WATER DEPT CONTRUC	04/28/2021	210065	3	204,750.00	204,750.00	INCREASE REVENUE & EXPENSE	MR
2021	541-333-101 STATE AID - SUPERV	06/29/2021	210100	167,817.00	134,389.00	33,428.00	CORRECT ADJ 210097	MR
2021	541-333-101 STATE AID - SUPERV		TOTAL AMENDMENTS	4	16,714.00	16,714.00		MR
2021	541-344-112 DRUG- HAIR FOLLIC	04/07/2021	210048	1,000.00	500.00	500.00	ADULT ADJUSTMENT-541	MR
2021	541-344-112 DRUG- HAIR FOLLIC	06/15/2021	210089	500.00	1,000.00	500.00	REVERSE BA # 210048	SH
2021	541-570-103 SALARIES - EMPLOYE	06/15/2021	210048	424,470.00	299,470.00	125,000.00	REVERSE BA # 210048	MR
2021	541-570-103 SALARIES - EMPLOYE	07/21/2021	210114	299,470.00	336,470.00	37,000.00	ADULT BA #541	MR
2021	541-570-201 SOCIAL SECURITY TA	04/07/2021	210048	27,615.00	37,178.00	9,563.00	ADULT ADJUSTMENT-541	MR
2021	541-570-201 SOCIAL SECURITY TA	07/21/2021	210114	27,615.00	32,304.00	4,689.00	ADULT BA #541	MR
2021	541-570-203 RETIREMENT CONTRIB	04/07/2021	210048	39,695.00	39,695.00	10,225.00	ADULT ADJUSTMENT-541	MR
2021	541-570-203 RETIREMENT CONTRIB	06/15/2021	210089	29,470.00	34,542.00	5,072.00	REVERSE BA # 210048	SH
2021	541-570-206 UNEMPLOYMENT INSUR	04/07/2021	210048	1,117.00	1,503.00	386.00	ADULT ADJUSTMENT-541	MR
2021	541-570-206 UNEMPLOYMENT INSUR	06/15/2021	210089	1,117.00	1,117.00	386.00	REVERSE BA # 210048	SH
2021	541-570-310 SUPPLIES/OPERATION	04/07/2021	210048	20,250.00	188,274.00	168,024.00	ADULT BA #541	MR
2021	541-570-310 SUPPLIES/OPERATION	06/15/2021	210089	188,274.00	20,250.00	168,024.00	REVERSE BA # 210048	SH
2021	541-570-310 SUPPLIES/OPERATION	06/29/2021	210097	273,224.00	223,961.00	49,263.00	ADULT BA #541	MR
2021	541-570-310 SUPPLIES/OPERATION	08/20/2021	210153	223,961.00	213,721.00	10,240.00	ADULT #541 LINE ITEM TRANS	MR
2021	541-570-419 PROFESSIONAL FEES	06/15/2021	210089	26,302.00	26,564.00	262.00	REVERSE BA # 210048	SH
2021	541-570-419 PROFESSIONAL FEES	06/29/2021	210097	44,439.00	44,439.00	17,875.00	ADULT ADJ #541	MR
2021	541-570-419 PROFESSIONAL FEES	04/07/2021	210114	6,910.00	6,910.00	660.00	ADULT BA #541	MR
2021	541-570-420 TELEPHONE - UTILITY	06/15/2021	210048	3,910.00	3,910.00	3,000.00	ADULT ADJUSTMENT-541	MR
2021	541-570-420 TELEPHONE - UTILITY	07/21/2021	210114	3,910.00	3,910.00	3,000.00	REVERSE BA # 210048	SH
2021	541-570-420 TELEPHONE - UTILITY	08/20/2021	210153	5,400.00	5,640.00	240.00	ADULT #541 LINE ITEM TRANS	MR
2021	541-570-428 TRAVEL	06/29/2021	210097	7,000.00	49,000.00	42,000.00	ADULT ADJ #541	MR
2021	541-570-429 FURNISHED TRAVEL	06/29/2021	210097				ADULT ADJ #541	MR

ACCOUNT NUMBER	ACCOUNT NAME	DATE	AMDMT NUMBER	OLD BUDGET AMOUNT	AMENDED BUDGET AMOUNT	AMOUNT OF CHANGE	DESCRIPTION	CLK
2021 541-570-572	EQUIPMENT	04/07/2021	210048	8,100.00	11,100.00	3,000.00	ADULT ADJUSTMENT-541	MK
2021 541-570-572	EQUIPMENT	06/15/2021	210089	11,100.00	8,100.00	3,000.00	REVERSE BA # 21008	SH
2021 541-570-572	EQUIPMENT	06/29/2021	210097	8,100.00	25,900.00	17,800.00	ADULT ADJ #541	MK
2021 541-570-572	EQUIPMENT	07/21/2021	210114	25,900.00	26,960.00	1,060.00	ADULT BA #541	MK
2021 541-570-572	EQUIPMENT	08/20/2021	210153	26,960.00	36,060.00	10,000.00	ADULT #541 LINE ITEM TRANS	MK
	SUPERVISION		TOTAL AMENDMENTS	32	TOTAL CHANGES	328,649.00		
2021 541-700-544	TRANSFER TO HIGH R	06/29/2021	210097	14,665.00	12,722.00	1,943.00	ADULT ADJ #541	MK
2021 541-700-559	TRANSFER TO MENTAL	04/07/2021	210048	14,565.00	8,251.00	6,314.00	ADULT ADJUSTMENT-541	MK
2021 541-700-559	TRANSFER TO MENTAL	06/15/2021	210089	14,251.00	14,565.00	6,314.00	REVERSE BA # 210048 POSTED	SH
2021 541-700-559	TRANSFER TO MENTAL	06/29/2021	210097	14,365.00	9,354.00	5,211.00	ADULT ADJ #541	MK
			TOTAL AMENDMENTS	4	TOTAL CHANGES	7,154.00		
2021 544-333-104	STATE AID - OFFEND	06/29/2021	210098	44,903.00	46,861.00	1,958.00	ADULT BA #544	MK
			TOTAL AMENDMENTS	1	TOTAL CHANGES	1,958.00		
2021 544-390-541	TRANS FR SUP TO SE	06/29/2021	210098	14,665.00	12,722.00	1,943.00	ADULT BA #544	MK
			TOTAL AMENDMENTS	1	TOTAL CHANGES	1,943.00		
2021 544-574-419	PROFESSIONAL FEES	06/29/2021	210098	337.00	352.00	15.00	ADULT BA #544	MK
	OFFENDER		TOTAL AMENDMENTS	1	TOTAL CHANGES	15.00		
2021 545-333-111	COMMITMENT REDUCTI	09/23/2020	202001	61,871.00	61,871.00	61,871.00	TRANSFERRED TO FUND 547	SH
			TOTAL AMENDMENTS	1	TOTAL CHANGES	61,871.00		
2021 545-435-103	EMPLOYEE SALARY	09/23/2020	202101	46,057.00	46,057.00	46,057.00	MOVE FUND 545 TO 547	SH
2021 545-435-201	SOCIAL SECURITY TA	09/23/2020	202101	3,523.36	3,523.36	3,523.36	MOVE FUND 545 TO 547	SH
2021 545-435-202	GROUP INSURANCE	09/23/2020	202101	8,003.00	8,003.00	8,003.00	MOVE FUND 545 TO 547	SH
2021 545-435-203	RETIREMENT CONTRIB	09/23/2020	202101	3,767.46	3,767.46	3,767.46	MOVE FUND 545 TO 547	SH
2021 545-435-204	WORKERS COMPENSATI	09/23/2020	202101	377.67	377.67	377.67	MOVE FUND 545 TO 547	SH
2021 545-435-206	UNEMPLOYMENT INSUR	09/23/2020	202101	142.51	142.51	142.51	MOVE FUND 545 TO 547	SH
			TOTAL AMENDMENTS	6	TOTAL CHANGES	61,871.00		
2021 546-587-107	SALARIES-EXTRA HEL	09/30/2020	2021-2	53,751.08	56,372.58	2,621.50	MATCH TO GRANT MANAGER	MK
	DETENTION LOCAL		TOTAL AMENDMENTS	1	TOTAL CHANGES	2,621.50		
2021 547-333-110	STATE AID - JUV GR	09/23/2020	202101	340,497.00	402,368.00	61,871.00	INCREASED FOR FUND 545 REVE	SH
2021 547-333-110	STATE AID - JUV GR	09/23/2020	202102	402,368.00	474,214.00	71,846.00	COMBINE FUND 549 TO 547	SH
2021 547-333-110	STATE AID - JUV GR	09/23/2020	202103	474,214.00	469,105.00	5,109.00	MOVE 547 EXPENSE TO 556	SH
			TOTAL AMENDMENTS	3	TOTAL CHANGES	128,608.00		
2021 547-435-103	SALARIES EMPLOYEES	09/23/2020	202101	46,057.00	46,057.00	46,057.00	MOVE FUND 545 TO 547	SH
2021 547-435-103	SALARIES EMPLOYEES	09/23/2020	202102	76,050.00	76,050.00	29,993.00	COMBINE FUND 549 TO 547	SH
2021 547-435-201	SOCIAL SECURITY	09/23/2020	202101	3,523.36	3,523.36	2,294.46	CORRECT AMENDMENT	SH
2021 547-435-201	SOCIAL SECURITY	09/23/2020	202102	5,817.82	5,817.82	2,294.46	COMBINE FUND 549 TO 547	SH
2021 547-435-201	SOCIAL SECURITY	09/23/2020	20102	3,523.36	3,523.36	2,294.46	CORRECT AMENDMENT	SH
2021 547-435-202	GROUP INSURANCE	09/23/2020	202101	8,003.00	8,003.00	8,003.00	MOVE FUND 545 TO 547	SH
2021 547-435-202	GROUP INSURANCE	09/23/2020	202102	16,006.00	16,006.00	8,003.00	COMBINE FUND 549 TO 547	SH
2021 547-435-202	GROUP INSURANCE	09/23/2020	20102	8,003.00	8,003.00	8,003.00	CORRECT AMENDMENT	SH
2021 547-435-203	RETIREMENT	09/23/2020	202101	3,767.46	3,767.46	3,767.46	MOVE FUND 545 TO 547	SH
2021 547-435-203	RETIREMENT	09/23/2020	202102	6,220.89	6,220.89	2,453.43	COMBINE FUND 549 TO 547	SH
2021 547-435-203	RETIREMENT	09/23/2020	20102	3,767.46	3,767.46	2,453.43	CORRECT AMENDMENT	SH
2021 547-435-204	WORKERS COMPENSATI	09/23/2020	202101	377.67	377.67	377.67	MOVE FUND 545 TO 547	SH
2021 547-435-204	WORKERS COMPENSATI	09/23/2020	202102	377.67	623.61	245.94	COMBINE FUND 549 TO 547	SH

ACCOUNT NUMBER	ACCOUNT NAME	DATE	AMDMT NUMBER	OLD BUDGET AMOUNT	AMENDED BUDGET AMOUNT	AMOUNT OF CHANGE	DESCRIPTION	CLK
2021 547-435-204	WORKERS COMPENSATI	09/23/2020	20102	623.61	377.67	245.94-	CORRECT AMENDMENT	SH
2021 547-435-206	UNEMPLOYMENT INSUR	09/23/2020	202101	142.51	142.51	0.00	MOVE FUND 545 TO 547	SH
2021 547-435-206	UNEMPLOYMENT INSUR	09/23/2020	202102	234.68	234.68	0.00	COMBINE FUND 549 TO 547	SH
2021 547-435-206	UNEMPLOYMENT INSUR	09/23/2020	20102	234.68	142.51	92.17-	CORRECT AMENDMENT	SH
	TOTAL AMENDMENTS			18	TOTAL CHANGES	61,871.00		
2021 547-581-204	WORKERS COMPENSATI	09/30/2020	2021-4	724.68	723.85	.83-	MATCH TO GRANT MANAGER	MK
2021 547-581-204	WORKERS COMPENSATI	09/30/2020	2021-5	723.85	723.88	.03	MATCH TO GRANT MANAGER	MK
2021 547-581-412	NON RESIDENTIAL SRV	09/23/2020	202103	5,109.00	5,109.00	0.00	MOVE 547 EXPENSE TO 556	SH
	TOTAL AMENDMENTS			3	TOTAL CHANGES	5,109.80-		
2021 547-585-103	SALARY EMPLOYEE	09/23/2020	20102	0.00	29,993.00	29,993.00	CORRECT AMENDMENT	SH
2021 547-585-201	SOCIAL SECURITY	09/23/2020	20102	0.00	2,294.46	2,294.46	CORRECT AMENDMENT	SH
2021 547-585-202	GROUP INSURANCE	09/23/2020	20102	0.00	8,003.00	8,003.00	CORRECT AMENDMENT	SH
2021 547-585-203	RETIREMENT CONTRIB	09/23/2020	20102	0.00	2,453.43	2,453.43	CORRECT AMENDMENT	SH
2021 547-585-204	WORKERS COMPENSATI	09/23/2020	20102	0.00	245.94	245.94	CORRECT AMENDMENT	SH
2021 547-585-206	UNEMPLOYMENT INSUR	09/23/2020	20102	0.00	92.17	92.17	CORRECT AMENDMENT	SH
2021 547-585-414	MENTAL HEALTH COUN	09/23/2020	202102	0.00	2,077.00	2,077.00	COMBINE FUND 549 TO 547	SH
2021 547-585-415	SEX OFFENDER COUNS	09/23/2020	202102	0.00	2,625.00	2,625.00	COMBINE FUND 549 TO 547	SH
2021 547-585-416	PSYCHO EVALUATION	09/23/2020	202102	0.00	2,700.00	2,700.00	COMBINE FUND 549 TO 547	SH
2021 547-585-419	PSYC PHYSICIANS LA	09/23/2020	202102	0.00	362.00	362.00	COMBINE FUND 549 TO 547	SH
	TOTAL AMENDMENTS			10	TOTAL CHANGES	71,846.00		
2021 547-587-107	SALARIES - EXTRA H	09/30/2020	2021-3	9,517.93	9,517.73	.20-	MATCH TO GRANT MANAGER	MK
2021 547-587-107	SALARIES - EXTRA H	09/30/2020	2021-6	9,517.73	9,518.73	1.00	MATCH TO GRANT MANAGER	MK
	TOTAL AMENDMENTS			2	TOTAL CHANGES	.80		
2021 549-333-103	STATE AID - GRANT	09/23/2020	202102	71,846.00-	71,846.00	0.00	COMBINE FUND 549 TO 547	SH
	TOTAL AMENDMENTS			1	TOTAL CHANGES	71,846.00		
2021 549-585-103	SALARY EMPLOYEE	09/23/2020	202102	29,993.00	29,993.00	0.00	COMBINE FUND 549 TO 547	SH
2021 549-585-201	SOCIAL SECURITY TA	09/23/2020	202102	2,294.46	2,294.46	0.00	COMBINE FUND 549 TO 547	SH
2021 549-585-202	GROUP INSURANCE	09/23/2020	202102	8,003.00	8,003.00	0.00	COMBINE FUND 549 TO 547	SH
2021 549-585-203	RETIREMENT CONTRIB	09/23/2020	202102	2,453.43	2,453.43	0.00	COMBINE FUND 549 TO 547	SH
2021 549-585-204	WORKERS COMPENSATI	09/23/2020	202102	245.94	245.94	0.00	COMBINE FUND 549 TO 547	SH
2021 549-585-206	UNEMPLOYMENT INSUR	09/23/2020	202102	92.17	92.17	0.00	COMBINE FUND 549 TO 547	SH
2021 549-585-414	MENTAL HEALTH COUN	09/23/2020	202102	2,077.00	2,077.00	0.00	COMBINE FUND 549 TO 547	SH
2021 549-585-416	PSYCHO EVAL	09/23/2020	202102	2,700.00	2,700.00	0.00	COMBINE FUND 549 TO 547	SH
2021 549-585-419	PSYC PHYSICIANS LA	09/23/2020	202102	362.00	362.00	0.00	COMBINE FUND 549 TO 547	SH
	TOTAL AMENDMENTS			9	TOTAL CHANGES	48,221.00-		
2021 549-588-415	SEX OFFENDER COUNS	09/23/2020	202102	23,625.00	23,625.00	0.00	COMBINE FUND 549 TO 547	SH
	TOTAL AMENDMENTS			1	TOTAL CHANGES	23,625.00-		
2021 552-333-117	ETCOG REIMBURSEMEN	12/09/2020	210016	4,000.00-	9,000.00-	5,000.00-	JUV BA #1	MK
2021 552-333-117	ETCOG REIMBURSEMEN	12/09/2020	210017	4,000.00-	4,000.00-	0.00	REVERSE #210016	MK
2021 552-333-117	ETCOG REIMBURSEMEN	12/09/2020	210018	4,000.00-	5,000.00-	1,000.00-	CORRECT #210016	MK
	TOTAL AMENDMENTS			3	TOTAL CHANGES	1,000.00-		
2021 552-582-410	PSYCHOLOGICALS-ETC	12/09/2020	210016	4,000.00	9,000.00	5,000.00	JUV BA #1	MK
2021 552-582-410	PSYCHOLOGICALS-ETC	12/09/2020	210017	4,000.00	4,000.00	0.00	REVERSE #210016	MK
2021 552-582-410	PSYCHOLOGICALS-ETC	12/09/2020	210018	4,000.00	5,000.00	1,000.00	CORRECT #210016	MK
	TOTAL AMENDMENTS			3	TOTAL CHANGES	1,000.00		
2021 556-333-114	GRANT R - ALLOCATI	09/23/2020	202103	.00	5,109.00-	5,109.00-	MOVE 547 EXPENSE TO 556	SH

ACCOUNT NUMBER	ACCOUNT NAME	DATE	AMDMT NUMBER	OLD BUDGET AMOUNT	AMENDED BUDGET AMOUNT	AMOUNT OF CHANGE	DESCRIPTION	CLK
2021 556-582-412	MOBILE SUPPORT SERV	09/23/2020	202103	5,109.00	5,109.00	0.00	MOVE 547 EXPENSE TO 556	SH
2021 556-582-412	MOBILE SUPPORT SERV	09/30/2020	2021-0	5,109.00	5,108.80	0.20	MATCH GRANT MANAGER	MK
	TOTAL AMENDMENTS			2	TOTAL CHANGES	5,108.80		
2021 559-390-541	TRANSFER FROM SUPE	04/07/2021	210049	14,565.00-	8,251.00-	6,314.00	ADULT ADJUSTMENT-559	MK
2021 559-390-541	TRANSFER FROM SUPE	06/15/2021	210090	14,565.00-	14,565.00-	0.00	REVERSE BA# 210090 POSTED	W
2021 559-390-541	TRANSFER FROM SUPE	06/29/2021	210099	14,565.00-	9,354.00-	5,211.00	ADULT BA #559	MK
	TOTAL AMENDMENTS			3	TOTAL CHANGES	5,211.00		
2021 559-570-103	SAALARIES - EMPLOYE	04/07/2021	210049	42,000.00	35,739.00	6,261.00-	ADULT ADJUSTMENT-559	MK
2021 559-570-103	SAALARIES - EMPLOYE	06/15/2021	210090	35,739.00	42,000.00	6,261.00	REVERSE BA# 210090 POSTED	W
2021 559-570-201	SOCIAL SECURITY	04/07/2021	210049	3,213.00	3,692.00	479.00	ADULT ADJUSTMENT-559	MK
2021 559-570-201	SOCIAL SECURITY	06/15/2021	210090	3,213.00	3,213.00	0.00	REVERSE BA# 210090 POSTED	W
2021 559-570-203	RETIREMENT CONTRIB	04/07/2021	210049	3,436.00	3,923.00	513.00-	ADULT ADJUSTMENT-559	MK
2021 559-570-203	RETIREMENT CONTRIB	06/15/2021	210090	2,923.00	3,436.00	513.00-	REVERSE BA# 210090 POSTED	W
2021 559-570-206	UNEMPLOYMENT INSUR	04/07/2021	210049	130.00	111.00	19.00-	ADULT ADJUSTMENT-559	MK
2021 559-570-206	UNEMPLOYMENT INSUR	06/15/2021	210090	111.00	130.00	19.00	ADULT ADJUSTMENT-559	W
2021 559-570-572	OFFICE EQUIPMENT	06/29/2021	210099	111.00	130.00	19.00	REVERSE BA# 210090 POSTED	W
	MENTAL IMPAIRME			9	TOTAL CHANGES	1,050.00		
2021 567-435-310	OFFICE SUPPLIES	05/13/2021	210067	2,400.00	2,200.00	200.00-	LINE ITEM TRANSFER	MK
2021 567-435-427	TRAINING	03/17/2021	210038	3,200.00	3,000.00	200.00-	LINE ITEM TRANSFER	MK
2021 567-435-495	MISC	03/17/2021	210038	100.00	200.00	200.00-	LINE ITEM TRANSFER	MK
2021 567-435-495	MISC	05/13/2021	210067	300.00	500.00	200.00	LINE ITEM TRANSFER	MK
2021 567-435-571	EQUIPMENT PURCHASE	03/31/2021	210046	40,000.00	41,300.00	1,300.00	LINE ITEM TRANSFER	MK
2021 567-435-572	OFFICE EQUIPMENT	03/31/2021	210046	1,500.00	1,300.00-	200.00-	LINE ITEM TRANSFER	MK
	EXPENDITURES-ABATEMENT OFFICER			6	TOTAL CHANGES	1,300.00-		
2021 809-271-000	FUND BALANCE	08/18/2021	210152	18,000.00-	18,000.00-	0.00	INCREASE REV & EXP	MK
	TOTAL AMENDMENTS			1	TOTAL CHANGES	18,000.00-		
2021 809-476-575	AUTO PURCHASES	08/18/2021	210152	18,000.00	18,000.00	0.00	INCREASE REV & EXP	MK
	PRETRIAL INTERV			1	TOTAL CHANGES	18,000.00		
2021 816-390-021	TRANSFER FROM RB#1	11/12/2020	210008	0.00	10,928.80-	10,928.80-	R&B CTFG MATCHES	MK
2021 816-390-022	TRANSFER FROM RB#2	11/12/2020	210008	0.00	13,182.00-	13,182.00-	R&B CTFG MATCHES	MK
2021 816-390-023	TRANSFER FROM RB#3	11/12/2020	210008	0.00	11,116.24-	11,116.24-	R&B CTFG MATCHES	MK
2021 816-390-024	TRANSFER FROM RB#4	11/12/2020	210008	0.00	10,708.76-	10,708.76-	R&B CTFG MATCHES	MK
	TOTAL AMENDMENTS			4	TOTAL CHANGES	45,935.80-		
2021 816-621-335	ROAD & BRIDGE MATE	11/12/2020	210008	54,644.00	65,572.80	10,928.80	R&B CTFG MATCHES	MK
	R&B PCT 1			1	TOTAL CHANGES	10,928.80		
2021 816-622-335	ROAD & BRIDGE MATE	11/12/2020	210008	65,911.01	79,093.01	13,182.00	R&B CTFG MATCHES	MK
	R&B PCT 2			1	TOTAL CHANGES	13,182.00		
2021 816-623-335	ROAD & BRIDGE MATE	11/12/2020	210008	55,581.22	66,697.46	11,116.24	R&B CTFG MATCHES	MK
	R&B PCT 3			1	TOTAL CHANGES	11,116.24		
2021 816-624-335	ROAD & BRIDGE MATE	11/12/2020	210008	53,543.78	64,252.54	10,708.76	R&B CTFG MATCHES	MK
	R&B PCT 4			1	TOTAL CHANGES	10,708.76		
2021 817-352-400	GRANT PROCEEDS	04/06/2021	65,370.00-	65,370.00-	0.00	GRANT WAS NOT AWARDED	SH	

ACCOUNT NUMBER	ACCOUNT NAME	DATE	AMDMT NUMBER	OLD BUDGET AMOUNT	AMENDED BUDGET AMOUNT	AMOUNT OF CHANGE	DESCRIPTION	CLK
2021 817-390-010	TRANSFER FROM GENE	04/06/2021	TOTAL AMENDMENTS	18,410.29-	1	TOTAL CHANGES	GRANT WAS NOT AWARDED	SH
			TOTAL AMENDMENTS	1	TOTAL CHANGES	65,370.00		
2021 817-476-103	SALARIES - EMPLOYE	04/06/2021		60,000.00		60,000.00-	GRANT WAS NOT AWARDED - VOW	SH
2021 817-476-201	SOCIAL SECURITY TA	04/06/2021		4,590.00		4,590.00-	VOWA GRANT WAS NOT AWARDED	SH
2021 817-476-202	GROUP INSURANCE	04/06/2021		8,002.32		8,002.32-	VOWA GRANT WAS NOT AWARDED	SH
2021 817-476-203	RETIREMENT	04/06/2021		4,908.00		4,908.00-	VOWA GRANT WAS NOT AWARDED	SH
2021 817-476-204	WORKERS COMPENSATI	04/06/2021		171.48		171.48-	VOWA GRANT WAS NOT AWARDED	SH
2021 817-476-206	UNEMPLOYMENT INSUR	04/06/2021		186.00		186.00-	VOWA GRANT WAS NOT AWARDED	SH
2021 817-476-310	OFFICE SUPPLIES	04/06/2021		5,922.49		5,922.49-	VOWA GRANT WAS NOT AWARDED	SH
	EXPENDITURES - AMERICAN RESCUE		TOTAL AMENDMENTS	7	TOTAL CHANGES	83,780.29-		SH

TexPool Participant Services
 1001 Texas Avenue, Suite 1150
 Houston, TX 77002



Participant Statement

VAN ZANDT COUNTY
 FINANCIAL CLEARING FUND
 ATTN KENNY EDWARDS
 121 E DALLAS ST STE 101
 CANTON TX 75103-1496

Statement Period **07/01/2021 - 07/31/2021**

Page 1 of 2

Customer Service **1-866-TEX-POOL**
 Location ID **000078331**
 Investor ID **000009623**

TexPool Update

Simplify your payment process with the Vendor Payment Instructions Form.
 Contact TexPool Participant Services to learn more.

TexPool Summary

Pool Name	Beginning Balance	Total Deposits	Total Withdrawals	Total Interest	Current Balance	Average Balance
Texas Local Government Investment Pool	\$10,668,251.03	\$0.00	\$1,250,000.00	\$160.76	\$9,418,411.79	\$10,039,229.14
Total Dollar Value	\$10,668,251.03	\$0.00	\$1,250,000.00	\$160.76	\$9,418,411.79	

Portfolio Value

Pool Name	Pool/Account	Market Value (07/01/2021)	Share Price (07/31/2021)	Shares Owned (07/31/2021)	Market Value (07/31/2021)
Texas Local Government Investment Pool		\$10,668,251.03	\$1.00	9,418,411.790	\$9,418,411.79
Total Dollar Value		\$10,668,251.03			\$9,418,411.79

Interest Summary

Pool Name	Pool/Account	Month-to-Date Interest	Year-to-Date Interest
Texas Local Government Investment Pool		\$160.76	\$1,738.09
Total		\$160.76	\$1,738.09



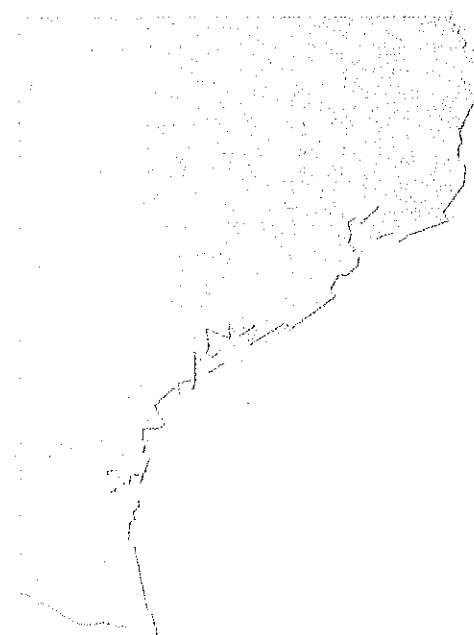
Transaction Detail

Texas Local Government Investment Pool

Participant: VAN ZANDT COUNTY

Pool/Account:

Transaction Date	Settlement Date	Transaction Description	Transaction Dollar Amount	Share Price	Shares This Transaction	Shares Owned
07/01/2021	07/01/2021	BEGINNING BALANCE	\$10,668,251.03	\$1.00		10,668,251.030
07/08/2021	07/08/2021	WITHDRAWAL	\$500,000.00-	\$1.00	500,000.000-	10,168,251.030
07/22/2021	07/22/2021	WITHDRAWAL	\$750,000.00-	\$1.00	750,000.000-	9,418,251.030
07/30/2021	07/30/2021	MONTHLY POSTING	\$160.76	\$1.00	160.760	9,418,411.790
Account Value as of 07/31/2021			\$9,418,411.79	\$1.00		9,418,411.790



TEXPOOL PARTICIPANT SERVICES
1001 TEXAS AVENUE, SUITE 1150
HOUSTON, TX 77002



VAN ZANDT COUNTY
ATTN KENNY EDWARDS
121 E DALLAS ST STE 101
CANTON TX 75103-1496

000108

PACKAGE 1 OF 1
STATEMENTS IN ENCLOSURE 1





0000179-0001074 PDF 325517
 Van Zandt County
 121 East Dallas Street Room 101
 Canton, TX 75103

Summary Statement

July 31, 2021
 Page 1 of 4

Investor ID:

Texas CLASS

Texas CLASS

Average Monthly Yield: 0.0615%

	Beginning Balance	Contributions	Withdrawals	Income Earned	Income Earned YTD	Average Daily Balance	Month End Balance
FINANCIAL CLEARING	10,464,502.93	0.00	0.00	546.43	5,100.34	10,464,791.47	10,465,049.36
American Rescue Plan	5,496,170.06	0.00	0.00	485.06	485.06	5,496,321.61	5,496,457.06
TOTAL	15,960,672.99	0.00	0.00	833.43	5,585.40	15,961,113.08	15,961,506.42

Tel: (800) 707-6242

<https://www.texasclass.com/>



Account Statement

July 31, 2021

Page 2 of 4

Account Number:

FINANCIAL CLEARING

Account Summary

Average Monthly Yield: 0.0615%

Beginning Balance	Contributions	Withdrawals	Income Earned	Income Earned YTD	Average Daily Balance	Month End Balance
10,464,502.93	0.00	0.00	546.43	5,100.34	10,464,791.47	10,465,049.36

Texas CLASS

Transaction Activity

Transaction Date	Transaction Description	Contributions & Income Earned	Withdrawals	Balance	Transaction Number
07/01/2021	Beginning Balance			10,464,502.93	
07/31/2021	Income Dividend Reinvestment	546.43			
07/31/2021	Ending Balance			10,465,049.36	

Tel: (800) 707-6242

<https://www.texasclass.com/>



Account Number:

American Rescue Plan

Account Summary

Average Monthly Yield: 0.0615%

Beginning Balance	Contributions	Withdrawals	Income Earned	Income Earned YTD	Average Daily Balance	Month End Balance
5,496,170.06	0.00	0.00	287.00	485.06	5,496,321.61	5,496,457.06

Texas CLASS

Transaction Activity

Transaction Date	Transaction Description	Contributions & Income Earned	Withdrawals	Balance	Transaction Number
07/01/2021	Beginning Balance			5,496,170.06	
07/31/2021	Income Dividend Reinvestment	287.00			
07/31/2021	Ending Balance			5,496,457.06	



Texas CLASS

Date	Dividend Rate	Daily Yield
07/01/2021	0.000001590	0.0580%
07/02/2021	0.000006500	0.0593%
07/03/2021	0.000000000	0.0593%
07/04/2021	0.000000000	0.0593%
07/05/2021	0.000000000	0.0593%
07/06/2021	0.000001736	0.0634%
07/07/2021	0.000001617	0.0590%
07/08/2021	0.000001651	0.0603%
07/09/2021	0.000004800	0.0584%
07/10/2021	0.000000000	0.0584%
07/11/2021	0.000000000	0.0584%
07/12/2021	0.000001826	0.0666%
07/13/2021	0.000001775	0.0648%
07/14/2021	0.000001701	0.0621%
07/15/2021	0.000001735	0.0633%
07/16/2021	0.000005127	0.0624%
07/17/2021	0.000000000	0.0624%
07/18/2021	0.000000000	0.0624%
07/19/2021	0.000001711	0.0625%
07/20/2021	0.000001697	0.0619%
07/21/2021	0.000001730	0.0631%
07/22/2021	0.000001727	0.0631%
07/23/2021	0.000005154	0.0627%
07/24/2021	0.000000000	0.0627%
07/25/2021	0.000000000	0.0627%
07/26/2021	0.000001705	0.0623%
07/27/2021	0.000001670	0.0610%
07/28/2021	0.000001693	0.0618%
07/29/2021	0.000001682	0.0614%
07/30/2021	0.000003368	0.0618%
07/31/2021	0.000000000	0.0618%

Performance results are shown net of all fees and expenses and reflect the reinvestment of dividends and other earnings. Many factors affect performance including changes in market conditions and interest rates and in response to other economic, political, or financial developments. Investment involves risk including the possible loss of principal. No assurance can be given that the performance objectives of a given strategy will be achieved. Past performance is no guarantee of future results. Any financial and/or investment decision may incur losses.



P.O. Box 3188 • Longview, Texas 75606 • 903-237-5500
 MEMBER FDIC EQUAL HOUSING LENDER

Date 7/30/21 Page
 PRIMARY ACCOUNT
 ENCLOSURES 392

VAN ZANDT COUNTY
 FINANCIAL CLEARING
 121 E DALLAS RM 101
 CANTON TX 75103

C H E C K I N G A C C O U N T

PUBLIC FUNDS CHECKING	-	NUMBER OF ENCLOSURES	392
ACCOUNT NUMBER		Statement Dates	7/01/21 thru 8/01/21
PREVIOUS BALANCE	1,007,031.47	DAYS IN STATEMENT PERIOD	32
34 DEPOSITS	2,296,695.17	AVERAGE LEDGER	1,073,331.88
397 CHECKS/DEBITS	2,458,152.80	AVERAGE COLLECTED	1,066,095.39
SERVICE CHARGE	.00		
INTEREST PAID	.00		
CURRENT BALANCE	845,573.84		

D E P O S I T S A N D O T H E R C R E D I T S

DATE	DESCRIPTION	AMOUNT
7/01	To correct deposit error to wrong acct.	8,691.45
7/01	To correct deposit error to wrong acct.	17,823.50
7/01	DEPOSIT	538.25
7/02	INV-PAYMTS JUVENILE JUSTICE CTX	5,048.33
7/02	DEPOSIT	100.61
7/06	DEPOSIT	517.00
7/07	PAY VZ CO APPRAISAL PPD	29,674.34
7/07	PAY VZ CO APPRAISAL PPD	189,549.55
7/07	DEPOSIT	22,726.61
7/08	WIRE TRANSFER CREDIT VAN ZANDT COUNTY FINANCIAL CLEARING FUND ATTN KENNY EDWARDS 121 E DALLAS ST STE 101 FEDERATED SERVICES COMPANY FEDERATED INVESTORS TOWER PITTSBURGH PA 152223 20210708A1Q002CC001298 20210708MMQFMPJR000018 07080938FT03	500,000.00
7/08	INV-PAYMTS TX AGRICULTURE CTX	1,486.26



P.O. Box 3188 • Longview, Texas 75606 • 903-237-5500
 MEMBER FDIC EQUAL HOUSING LENDER

Date 7/30/21 Page 2
 PRIMARY ACCOUNT
 ENCLOSURES 392

VAN ZANDT COUNTY
 FINANCIAL CLEARING
 121 E DALLAS RM 101
 CANTON TX 75103

PUBLIC FUNDS CHECKING

(Continued)

DEPOSITS AND OTHER CREDITS

DATE	DESCRIPTION	AMOUNT
7/08	DEPOSIT	60,034.74
7/09	DEPOSIT	29,443.27
7/12	DEPOSIT	55,491.62
7/13	DEPOSIT	32,000.94
7/14	DEPOSIT	17,663.85
7/15	INV-PAYMTS CPA STATE FISCAL CTX	6,012.41
7/15	DEPOSIT	11,378.45
7/16	DEPOSIT	154,592.25
7/19	INV-PAYMTS JUVENILE JUSTICE CTX	33,539.00
7/19	DEPOSIT	130,848.72
7/20	DEPOSIT	22,669.00
7/21	DEPOSIT	80,201.39
7/22	WIRE TRANSFER CREDIT VAN ZANDT COUNTY FINANCIAL CLEARING FUND ATTN KENNY EDWARDS 121 E DALLAS ST STE 101 FEDERATED SERVICES COMPANY FEDERATED INVESTORS TOWER PITTSBURGH PA 152223 20210722A1Q002BC001440 20210722MMQFMPJR000021 07221027FT03	750,000.00
7/22	INV-PAYMTS JUVENILE JUSTICE CTX	12,519.00
7/22	DEPOSIT	11,411.08
7/23	DEPOSIT	202.69
7/26	Check Correction Brandon Richa rd	55.48
7/26	INV-PAYMTS GOVERNOR FISCAL CTX	11,711.49
7/26	INV-PAYMTS GOVERNOR FISCAL CTX	12,663.91
7/27	INV-PAYMTS HEALTH HUMAN SVC CTX	18.00
7/27	DEPOSIT	61,422.60
7/28	DEPOSIT	18,846.87
7/29	DEPOSIT	7,812.51



P.O. Box 3188 • Longview, Texas 75606 • 903-237-5500
 MEMBER FDIC EQUAL HOUSING LENDER

Date 7/30/21 Page 3
 PRIMARY ACCOUNT
 ENCLOSURES 392

VAN ZANDT COUNTY
 FINANCIAL CLEARING
 121 E DALLAS RM 101
 CANTON TX 75103

PUBLIC FUNDS CHECKING

(Continued)

WITHDRAWALS AND OTHER DEBITS		
DATE	DESCRIPTION	AMOUNT
7/01	CHILDSUPP NCDHSCS \WEB 202107010001634	160.00-
7/01	INSURANCE AFLAC CCD 0XH48085648	6,115.46-
7/07	ATTN: MR TED NOWAK WIRE TRANSFER DEBIT CHASTANG ENTERPRISES-HOUSTON L	187,435.00-
7/07	Payroll 07092021	275,186.73-
7/08	Debt Service Transfer	14,670.26-
7/09	PAYMENTS NATIONWIDE PPD	2,875.00-
7/09	USATAXPYMT IRS CCD 220159033747390	83,000.41-
7/12	CHILDSUPP NCDHSCS \WEB 202107120001024	160.00-
7/12	CHILDSUPP Texas SDU CCD 211900002130473	774.55-
7/15	RECEIVABLE TEXAS COUNTY DRS CCD 0333	90,238.77-
7/21	Payroll107232021	238,181.46-
7/23	FLEET DEBI WEX INC CCD 9100000739575	13,443.98-
7/26	REF: VAN ZANDT COUNTY CSCD 023 WIRE TRANSFER DEBIT TDCJ	4,882.85-
7/26	Live CK 026884 Jacob Hoover	1,976.29-
7/26	PAYMENT VISA \WEB 400365XXXXX5849	580.98-
7/27	USATAXPYMT IRS CCD 220160852488139	670.77-
7/27	PAYMENTS NATIONWIDE PPD	2,875.00-
7/27	USATAXPYMT IRS CCD 220160894720957	67,054.10-



P.O. Box 3188 • Longview, Texas 75606 • 903-237-5500
 MEMBER FDIC EQUAL HOUSING LENDER

Date 7/30/21 Page 4
 PRIMARY ACCOUNT
 ENCLOSURES 392

VAN ZANDT COUNTY
 FINANCIAL CLEARING
 121 E DALLAS RM 101
 CANTON TX 75103

PUBLIC FUNDS CHECKING

(Continued)

WITHDRAWALS AND OTHER DEBITS

DATE	DESCRIPTION	AMOUNT
7/28	CHILDSUPP NCDHSCS \WEB 202107280001610	160.00-
7/28	CHILDSUPP Texas SDU CCD 212080002152851	774.55-
7/30	DD WEBFILE TAX PYMT CCD 902/03198248	819.15-
7/30	DD WEBFILE TAX PYMT CCD 902/03198141	12,347.39-
7/30	DD WEBFILE TAX PYMT CCD 902/03198202	33,134.01-
7/30	DD WEBFILE TAX PYMT CCD 902/03198106	91,651.27-

CHECKS IN NUMERICAL ORDER

DATE	CHECK NO	AMOUNT	DATE	CHECK NO	AMOUNT
7/29	74612	1,002.53	7/02	75486*	693.00
7/02	74975*	600.53	7/01	75490*	1,650.00
7/13	75143*	1,428.05	7/01	75495*	204.70
7/21	75186*	26.35	7/01	75497*	475.00
7/12	75192*	28.00	7/01	75501*	1,500.00
7/02	75321*	600.53	7/06	75502	100.00
7/06	75341*	100.00	7/27	75504*	2,180.50
7/12	75356*	14.00	7/01	75505	1,199.40
7/09	75357	600.53	7/02	75507*	93.00
7/07	75361*	233.00	7/12	75516*	7.00
7/09	75367*	600.53	7/02	75519*	50.96
7/01	75400*	37.13	7/06	75520	104.24
7/07	75436*	14,788.13	7/02	75525*	1,971.48
7/02	75454*	350.00	7/06	75527*	67.99
7/08	75459*	105.00	7/02	75529*	479.00
7/02	75461*	3,222.00	7/06	75534*	350.00
7/07	75464*	795.20	7/02	75535	205.00
7/07	75469*	623.13	7/22	75538*	523.95
7/01	75471*	481.07	7/06	75547*	125.00
7/12	75475*	279.60	7/07	75549*	350.00
7/01	75477*	1,877.80	7/01	75553*	455.81

* Indicates break in check number sequence



P.O. Box 3188 • Longview, Texas 75606 • 903-237-5500
 MEMBER FDIC EQUAL HOUSING LENDER

Date 7/30/21 Page 5
 PRIMARY ACCOUNT
 ENCLOSURES 392

VAN ZANDT COUNTY
 FINANCIAL CLEARING
 121 E DALLAS RM 101
 CANTON TX 75103

PUBLIC FUNDS CHECKING

(Continued)

CHECKS IN NUMERICAL ORDER

DATE	CHECK NO	AMOUNT	DATE	CHECK NO	AMOUNT
7/02	75554	188.34	7/12	75615	14,371.41
7/01	75555	6,000.00	7/14	75616	36.85
7/01	75558*	186.04	7/15	75617	68.33
7/01	75559	1,000.00	7/14	75618	70.00
7/06	75561*	151.96	7/20	75619	1,372.62
7/07	75562	650.00	7/16	75621*	300.00
7/01	75565*	277.09	7/14	75622	600.53
7/01	75566	939.88	7/13	75623	546.86
7/01	75571*	265.40	7/15	75624	111.32
7/01	75574*	76.41	7/13	75625	1,698.00
7/13	75575	60.00	7/12	75626	23,362.00
7/01	75576	8,211.88	7/13	75627	511.00
7/02	75581*	6.00	7/09	75628	119.80
7/16	75582	24.00	7/16	75629	1,722.57
7/01	75583	64.00	7/12	75631*	60.00
7/06	75586*	73.83	7/13	75632	55.61
7/01	75589*	707.24	7/21	75633	1,650.00
7/21	75590	450.00	7/14	75634	2,083.30
7/06	75591	372.00	7/19	75635	226.85
7/01	75592	25.98	7/13	75636	430.00
7/07	75594*	5,911.20	7/21	75637	500.00
7/02	75595	121,893.68	7/13	75638	650.00
7/06	75596	30.80	7/13	75639	200.00
7/06	75597	405.22	7/15	75640	147.68
7/06	75598	2,071.33	7/13	75641	195.21
7/01	75601*	288.00	7/13	75642	2,550.00
7/01	75602	156.00	7/15	75643	14,761.08
7/07	75603	335.56	7/15	75644	132.00
7/09	75604	23.47	7/19	75645	150.00
7/07	75605	753.41	7/13	75648*	46,979.70
7/08	75606	250.00	7/14	75649	590.00
7/09	75607	197.04	7/13	75650	2,100.00
7/14	75608	87.92	7/15	75651	3,100.39
7/16	75609	325.44	7/26	75652	600.53
7/13	75610	1,753.04	7/20	75653	263.00
7/26	75611	500.00	7/13	75654	25.53
7/13	75612	340.00	7/15	75655	300.00
7/19	75613	350.00	7/13	75656	2,550.00
7/13	75614	1,840.00	7/12	75657	302.95

* Indicates break in check number sequence



P.O. Box 3188 • Longview, Texas 75606 • 903-237-5500
 MEMBER FDIC EQUAL HOUSING LENDER

Date 7/30/21 Page 6
 PRIMARY ACCOUNT
 ENCLOSURES 392

VAN ZANDT COUNTY
 FINANCIAL CLEARING
 121 E DALLAS RM 101
 CANTON TX 75103

PUBLIC FUNDS CHECKING

(Continued)

CHECKS IN NUMERICAL ORDER

DATE	CHECK NO.	AMOUNT	DATE	CHECK NO.	AMOUNT
7/13	75658	770.08	7/09	75697	950.00
7/13	75659	1,219.25	7/14	75698	110.85
7/19	75660	31.64	7/16	75699	275.00
7/14	75661	613.66	7/15	75700	184.90
7/13	75662	10.00	7/27	75701	33,296.72
7/13	75663	355.38	7/16	75703*	75.00
7/13	75664	475.85	7/14	75704	700.00
7/12	75665	23.10	7/15	75705	600.00
7/12	75666	10.00	7/12	75706	33.98
7/20	75667	650.00	7/15	75707	313.78
7/14	75668	1,045.00	7/14	75708	157.36
7/12	75669	385.69	7/14	75709	819.00
7/15	75670	185.45	7/09	75710	171.35
7/13	75671	1,500.00	7/15	75711	39.96
7/14	75672	850.00	7/14	75712	54.92
7/13	75673	660.00	7/13	75713	6.99
7/12	75674	187.00	7/14	75714	75.58
7/13	75675	1,200.00	7/13	75715	24,149.16
7/13	75676	330.00	7/16	75716	450.00
7/27	75677	3,996.00	7/15	75717	6,502.13
7/13	75678	711.87	7/08	75718	58,835.56
7/29	75679	600.53	7/14	75719	39.95
7/13	75680	64.08	7/15	75720	630.00
7/16	75681	8,610.00	7/13	75721	36.47
7/26	75682	7.00	7/14	75722	257.69
7/14	75683	23,285.00	7/15	75723	759.50
7/15	75684	841.68	7/14	75724	1,149.00
7/15	75685	212.36	7/15	75725	61.24
7/12	75686	4,460.99	7/14	75726	68.00
7/20	75687	325.78	7/14	75727	5.00
7/19	75688	300.00	7/14	75728	480.00
7/13	75689	2,200.22	7/14	75730*	50.00
7/12	75690	44.20	7/13	75731	1,199.95
7/26	75691	600.53	7/19	75732	258.00
7/12	75692	123.75	7/14	75733	25.00
7/14	75693	500.00	7/14	75734	707.24
7/15	75694	1,250.00	7/19	75735	35.00
7/12	75695	2,420.38	7/14	75736	420.00
7/15	75696	1,310.32	7/14	75737	225.60

*. Indicates break in check number sequence



P.O. Box 3188 • Longview, Texas 75606 • 903-237-5500
 MEMBER FDIC EQUAL HOUSING LENDER

Date 7/30/21 Page 7
 PRIMARY ACCOUNT
 ENCLOSURES 392

VAN ZANDT COUNTY
 FINANCIAL CLEARING
 121 E DALLAS RM 101
 CANTON TX 75103

PUBLIC FUNDS CHECKING

(Continued)

CHECKS IN NUMERICAL ORDER

DATE	CHECK NO	AMOUNT	DATE	CHECK NO	AMOUNT
7/20	75738	4,562.50	7/26	75780	18.99
7/15	75739	1,325.38	7/27	75781	30.00
7/14	75740	86.30	7/27	75782	4,708.36
7/14	75741	51.11	7/28	75783	1,871.00
7/28	75742	44.93	7/28	75785*	201.56
7/12	75743	5,394.21	7/27	75786	1,190.00
7/19	75744	610.69	7/27	75787	1,750.00
7/14	75745	47.24	7/26	75789*	1,545.05
7/15	75746	162.20	7/27	75790	230.00
7/15	75747	695.38	7/27	75792*	139,685.73
7/16	75748	29,951.08	7/27	75794*	210.00
7/12	75749	378.00	7/21	75795	12.50
7/16	75750	25,528.00	7/28	75796	19,475.94
7/16	75751	2,253.79	7/28	75798*	48.71
7/16	75753*	240.00	7/30	75799	2,619.00
7/16	75754	42.00	7/26	75800	1,609.00
7/27	75755	68.18	7/27	75801	1,510.00
7/27	75756	131.49	7/29	75802	400.49
7/26	75757	62.93	7/27	75803	40,000.00
7/29	75758	130.92	7/27	75804	541.41
7/27	75759	462.25	7/29	75805	314.86
7/27	75760	332.87	7/22	75806	20,163.26
7/26	75761	120.00	7/27	75810*	480.00
7/26	75762	44.10	7/28	75811	3,878.30
7/27	75763	1,871.13	7/26	75812	1,148.60
7/23	75764	229.00	7/28	75813	540.00
7/26	75766*	136.14	7/29	75814	2,750.00
7/29	75767	90.00	7/28	75816*	246.86
7/23	75768	994.00	7/26	75817	45,727.18
7/26	75769	100.00	7/26	75818	7,296.00
7/26	75770	48.65	7/28	75819	181.00
7/29	75772*	128.00	7/28	75820	432.00
7/29	75773	150.00	7/27	75821	73.00
7/23	75774	697.81	7/28	75822	9,948.20
7/28	75775	6.85	7/29	75824*	150.00
7/29	75776	1,960.00	7/29	75827*	114.70
7/27	75777	5,108.80	7/29	75828	182.00
7/26	75778	1,800.00	7/27	75830*	1,425.00
7/23	75779	74.00	7/27	75832*	4,200.00

* Indicates break in check number sequence



P.O. Box 3188 • Longview, Texas 75606 • 903-237-5500
 MEMBER FDIC EQUAL HOUSING LENDER

Date 7/30/21
 PRIMARY ACCOUNT
 ENCLOSURES

Page 8
 392

VAN ZANDT COUNTY
 FINANCIAL CLEARING
 121 E DALLAS RM 101
 CANTON TX 75103

PUBLIC FUNDS CHECKING

(Continued)

CHECKS IN NUMERICAL ORDER

DATE	CHECK NO	AMOUNT	DATE	CHECK NO	AMOUNT
7/26	75833	40.00	7/28	75882	1,296.00
7/29	75834	724.81	7/21	75883	188.50
7/28	75835	65.00	7/28	75885*	748.36
7/27	75836	933.31	7/29	75886	307.68
7/29	75837	2,952.00	7/29	75887	265.00
7/27	75838	40.00	7/29	75888	3,501.27
7/27	75839	580.00	7/27	75889	155.70
7/27	75840	103.73	7/29	75890	3,988.00
7/27	75841	5,561.62	7/29	75891	197.52
7/28	75842	578.33	7/26	75892	1,063.05
7/27	75844*	356.52	7/27	75893	2,950.50
7/27	75845	700.00	7/28	75896*	2,400.00
7/27	75846	103.43	7/27	75897	1,085.00
7/29	75847	1,347.95	7/29	75899*	192.50
7/27	75848	62.97	7/28	75900	3,525.45
7/27	75849	499.80	7/27	75905*	61,946.96
7/26	75850	534.60	7/21	75906	175.50
7/27	75851	264.77	7/27	75909*	180.00
7/27	75853*	74,304.25	7/28	75910	1,301.55
7/30	75854	47.00	7/27	75912*	1,000.00
7/28	75856*	260.00	7/28	75913	230.00
7/27	75857	2,000.00	7/27	75915*	15,118.45
7/26	75858	54.45	7/30	75917*	350.00
7/23	75859	116.00	7/27	75919*	331.00
7/28	75860	1,013.50	7/26	75920	19.30
7/21	75861	696.00	7/28	75921	320.00
7/26	75862	107.01	7/28	75922	233.65
7/27	75865*	2,320.00	7/27	75924*	355.30
7/29	75869*	200.00	7/27	75925	495.85
7/27	75870	3,850.00	7/28	75926	79.62
7/30	75873*	105.25	7/29	75928*	792.53
7/28	75874	43.20	7/26	75929	65.20
7/26	75875	116.00	7/29	75930	151.96
7/28	75876	3,890.00	7/26	75931	1,060.00
7/27	75877	47.17	7/26	75932	1,223.52
7/27	75878	6,279.00	7/26	75933	56.27
7/27	75879	25.53	7/27	75934	36.97
7/27	75880	21,400.00	7/27	75935	2,188.15
7/28	75881	475.91	7/23	75936	685.11

* Indicates break in check number sequence



P.O. Box 3188 • Longview, Texas 75606 • 903-237-5500
 MEMBER FDIC EQUAL HOUSING LENDER

Date 7/30/21 Page 9
 PRIMARY ACCOUNT
 ENCLOSURES 392

VAN ZANDT COUNTY
 FINANCIAL CLEARING
 121 E DALLAS RM 101
 CANTON TX 75103

PUBLIC FUNDS CHECKING

(Continued)

CHECKS IN NUMERICAL ORDER

DATE	CHECK NO	AMOUNT	DATE	CHECK NO	AMOUNT
7/29	75937	600.53	7/29	75951	58.99
7/28	75938	140.12	7/26	75952	34.01
7/28	75939	147.61	7/30	75954*	36.06
7/29	75941*	13.40	7/28	75957*	1,270.00
7/27	75942	5,070.00	7/29	75960*	372.00
7/27	75943	80,118.36	7/28	75962*	66.00
7/28	75945*	17,184.73	7/30	75963	154.00
7/29	75947*	36.39	7/30	75965*	6.00
7/27	75949*	57,179.66	7/27	75968*	480.00
7/28	75950	34.71			

* Indicates break in check number sequence

DAILY BALANCE INFORMATION

DATE	BALANCE	DATE	BALANCE	DATE	BALANCE
7/01	1,001,730.38	7/13	992,414.34	7/22	1,722,523.06
7/02	876,525.80	7/14	974,786.09	7/23	1,706,485.85
7/06	873,090.43	7/15	868,243.10	7/26	1,657,738.50
7/07	627,979.57	7/16	953,038.47	7/27	1,056,973.79
7/08	1,115,639.75	7/19	1,115,464.01	7/28	1,002,707.02
7/09	1,056,544.89	7/20	1,130,959.11	7/29	986,842.97
7/12	1,059,215.70	7/21	969,280.19	7/30	845,573.84

END OF STATEMENT